

Payment






Option	Description	Default
Payment system	Currently a choice between PayPal, and Cclite (in development), or Tiki User Credits. 👉 <i>PayPal: see PayPal.com - Cclite: Community currency</i> ☰ PayPal Cclite Tiki User Credits	PayPal
Currency	Currency used when entering payments.	USD
Default acceptable payment delay	Number of days before a payment request becomes overdue. This can be changed per payment request.	30 days
Wiki page with manual payment instructions	Enter wiki page name	None
User can only see own outstanding payments	Unless the user has administer-payment permissions, a user can only see his or her own outstanding payments	Disabled
User can only see own past or cancelled payments	Unless the user has administer-payment permissions, the user can only see his or her own past or cancelled payments	Disabled
Anonymous users can pay outstanding invoices	Anonymous users can see outstanding invoices to pay them through a simple shopping cart (without the need to set up the advanced cart).	Disabled
PayPal ID	Enable payments through PayPal. This account can be either Personal, Business Standard, or Business Pro. A Personal account allows the receiving of small payments from shopping carts. A Business Standard account allows also the receiving of periodic payments through Plugin GroupMembership or receiving bigger amounts. And a Business Pro account allows further customization. See paypal.com for more information and exact fees depending on your country and business type. 👉 <i>Primary email of your PayPal account (Personal or Business).</i>	None
PayPal business password	The PayPal password associated with your PayPal Pro business account. This is NOT needed for PayPal Personal or PayPal Standard Business accounts. 👉 <i>Primary password of your PayPal Pro business account - OPTIONAL</i>	None
Paypal business signature	Your API signature associated with your PayPal Pro business account. This is NOT needed for Paypal Personal or Paypal Standard Business accounts. 👉 <i>Your API signature associated with your PayPal Pro business account - OPTIONAL</i>	None

Option	Description	Default
PayPal environment	Used to switch between the PayPal sandbox, used for testing and development and the live environment. ☰ Production Sandbox	Production
PayPal instant payment notification (IPN)	Enable IPN for automatic payment completion. PayPal will ping back the site when a payment is confirmed. The payment will then be entered automatically. This may not be possible if the site is not on a public server.	Enabled
Payment data transfer (PDT)	Enable PDT for automatic payment completion. PayPal will include information that allow to validate the payment when redirecting the user back to your website without waiting for PayPal to ping back the website like IPN. The payment will then be entered automatically.	Enabled
Payment data transfer (PDT) token	Payment data transfer token to validate PDT messages, which should be available in the PayPal admin interface where you enable PDT.	None
Redirect after PDT payment	Optionally, after receiving a successful payment, the user will be redirected to this page.	None
Invoice prefix	The prefix must be set and unique if the same PayPal account is used for different Tiki sites, because PayPal checks that the invoice is not paid twice	None
ILP server base url	Inter Ledger Protocol invoice server base url. 🛡️	None
ILP bearer token	Bearer token of ILP invoice server. 🛡️	None
Enforce SSL	Enforce SSL connecting to ILP server. 🛡️	Disabled
ILP Asset scale	Scale of amount denoted in assetCode. 🛡️	9
Cclite registries	Registries in Cclite 👉 <i>Registry names in Cclite</i>	None
Cclite registry currencies	Currencies in Cclite 👉 <i>Each registry in Cclite can have its own currency. There must be one currency per registry (case sensitive).</i>	None
Cclite server URL	Full URL of the repository 👉 <i>for example, https://cclite.yourdomain.org/cclite/</i>	None
Cclite merchant user	Username in Cclite representing "the management"	Manager
Cclite merchant key	Corresponds with merchant key setting in Cclite	None
Cclite enable payments	Select Cclite test or live operation. ☰ Live Test	Test

Option	Description	Default
Hashing algorithm	Encryption type ☰ SHA1 SHA256 SHA512	SHA1
Cclite payment notification	To do	Enabled
Types of credit to use	This is a list of the types of Tiki user credits that are acceptable for payment.	None
Exchange rate for types of credit to use	This is a corresponding list of the number of credits equivalent to 1 unit of the payment currency.	None

The jQuery Sortable Tables feature must be activated for the sort feature to work.





Option	Description	Default
Payment system	Currently a choice between PayPal, and Cclite (in development), or Tiki User Credits. ☞ <i>PayPal: see PayPal.com - Cclite: Community currency</i> ☰ PayPal Cclite Tiki User Credits	PayPal
Currency	Currency used when entering payments.	USD
Default acceptable payment delay	Number of days before a payment request becomes overdue. This can be changed per payment request.	30 days
Wiki page with manual payment instructions	Enter wiki page name	None
User can only see own outstanding payments	Unless the user has administer-payment permissions, a user can only see his or her own outstanding payments	Disabled
User can only see own past or cancelled payments	Unless the user has administer-payment permissions, the user can only see his or her own past or cancelled payments	Disabled
Anonymous users can pay outstanding invoices	Anonymous users can see outstanding invoices to pay them through a simple shopping cart (without the need to set up the advanced cart).	Disabled

Option	Description	Default
PayPal ID	<p>Enable payments through PayPal. This account can be either Personal, Business Standard, or Business Pro. A Personal account allows the receiving of small payments from shopping carts. A Business Standard account allows also the receiving of periodic payments through Plugin GroupMembership or receiving bigger amounts. And a Business Pro account allows further customization. See paypal.com for more information and exact fees depending on your country and business type.</p> <p> <i>Primary email of your PayPal account (Personal or Business).</i></p>	None
PayPal business password	<p>The PayPal password associated with your PayPal Pro business account. This is NOT needed for PayPal Personal or PayPal Standard Business accounts.</p> <p> <i>Primary password of your PayPal Pro business account - OPTIONAL</i></p>	None
Paypal business signature	<p>Your API signature associated with your PayPal Pro business account. This is NOT needed for Paypal Personal or Paypal Standard Business accounts.</p> <p> <i>Your API signature associated with your PayPal Pro business account - OPTIONAL</i></p>	None
PayPal environment	<p>Used to switch between the PayPal sandbox, used for testing and development and the live environment.</p> <p> Production Sandbox</p>	Production
PayPal instant payment notification (IPN)	<p>Enable IPN for automatic payment completion. PayPal will ping back the site when a payment is confirmed. The payment will then be entered automatically. This may not be possible if the site is not on a public server.</p>	Enabled
Payment data transfer (PDT)	<p>Enable PDT for automatic payment completion. PayPal will include information that allow to validate the payment when redirecting the user back to your website without waiting for PayPal to ping back the website like IPN. The payment will then be entered automatically.</p>	Enabled
Payment data transfer (PDT) token	<p>Payment data transfer token to validate PDT messages, which should be available in the PayPal admin interface where you enable PDT.</p>	None
Redirect after PDT payment	<p>Optionally, after receiving a successful payment, the user will be redirected to this page.</p>	None
Invoice prefix	<p>The prefix must be set and unique if the same PayPal account is used for different Tiki sites, because PayPal checks that the invoice is not paid twice</p>	None
ILP server base url	<p>Inter Ledger Protocol invoice server base url. </p>	None

Option	Description	Default
ILP bearer token	Bearer token of ILP invoice server. 🔑	None
Enforce SSL	Enforce SSL connecting to ILP server. 🔑	Disabled
ILP Asset scale	Scale of amount denoted in assetCode. 🔑	9
Cclite registries	Registries in Cclite 👉 <i>Registry names in Cclite</i>	None
Cclite registry currencies	Currencies in Cclite 👉 <i>Each registry in Cclite can have its own currency. There must be one currency per registry (case sensitive).</i>	None
Cclite server URL	Full URL of the repository 👉 <i>for example, https://cclite.yourdomain.org/cclite/</i>	None
Cclite merchant user	Username in Cclite representing "the management"	Manager
Cclite merchant key	Corresponds with merchant key setting in Cclite	None
Cclite enable payments	Select Cclite test or live operation. ☰ Live Test	Test
Hashing algorithm	Encryption type ☰ SHA1 SHA256 SHA512	SHA1
Cclite payment notification	To do	Enabled
Types of credit to use	This is a list of the types of Tiki user credits that are acceptable for payment.	None
Exchange rate for types of credit to use	This is a corresponding list of the number of credits equivalent to 1 unit of the payment currency.	None

The jQuery Sortable Tables feature must be activated for the sort feature to work.

Option	Description	Default
Payment system	Currently a choice between PayPal, and Cclite (in development), or Tiki User Credits. 👉 <i>PayPal: see PayPal.com - Cclite: Community currency</i> ☰ PayPal Israel Post Payment Module Cclite Tiki User Credits	PayPal
Currency	Currency used when entering payments.	USD
Default acceptable payment delay	Number of days before a payment request becomes overdue. This can be changed per payment request.	30 days

Option	Description	Default
Wiki page with manual payment instructions	Enter wiki page name	None
User can only see own outstanding payments	Unless the user has administer-payment permissions, a user can only see his or her own outstanding payments	Disabled
User can only see own past or cancelled payments	Unless the user has administer-payment permissions, the user can only see his or her own past or cancelled payments	Disabled
Anonymous users can pay outstanding invoices	Anonymous users can see outstanding invoices to pay them through a simple shopping cart (without the need to set up the advanced cart).	Disabled
PayPal ID	Enable payments through PayPal. This account can be either Personal, Business Standard, or Business Pro. A Personal account allows the receiving of small payments from shopping carts. A Business Standard account allows also the receiving of periodic payments through Plugin GroupMembership or receiving bigger amounts. And a Business Pro account allows further customization. See paypal.com for more information and exact fees depending on your country and business type.  <i>Primary email of your PayPal account (Personal or Business).</i>	None
PayPal business password	The PayPal password associated with your PayPal Pro business account. This is NOT needed for PayPal Personal or PayPal Standard Business accounts.  <i>Primary password of your PayPal Pro business account - OPTIONAL</i>	None
Paypal business signature	Your API signature associated with your PayPal Pro business account. This is NOT needed for Paypal Personal or Paypal Standard Business accounts.  <i>Your API signature associated with your PayPal Pro business account - OPTIONAL</i>	None
PayPal environment	Used to switch between the PayPal sandbox, used for testing and development and the live environment.  Production Sandbox	Production
PayPal instant payment notification (IPN)	Enable IPN for automatic payment completion. PayPal will ping back the site when a payment is confirmed. The payment will then be entered automatically. This may not be possible if the site is not on a public server.	Enabled

Option	Description	Default
Payment data transfer (PDT)	Enable PDT for automatic payment completion. PayPal will include information that allow to validate the payment when redirecting the user back to your website without waiting for PayPal to ping back the website like IPN. The payment will then be entered automatically.	Enabled
Payment data transfer (PDT) token	Payment data transfer token to validate PDT messages, which should be available in the PayPal admin interface where you enable PDT.	None
Redirect after PDT payment	Optionally, after receiving a successful payment, the user will be redirected to this page.	None
Invoice prefix	The prefix must be set and unique if the same PayPal account is used for different Tiki sites, because PayPal checks that the invoice is not paid twice	None
ILP server base url	Inter Ledger Protocol invoice server base url. 📌	None
ILP bearer token	Bearer token of ILP invoice server. 📌	None
Enforce SSL	Enforce SSL connecting to ILP server. 📌	Disabled
ILP Asset scale	Scale of amount denoted in assetCode. 📌	9
Israel Post payment environment	Switch between test transactions and real transactions ☰ Production Test	Production
Israel Post business ID	Provided by Israel Post, usually the business name.	None
Israel Post API password	Provided by Israel Post.	None
Israel Post use pre-authorization	Use the pre-authorization mechanism prior to processing the real transaction. Must match the account configuration at Israel Post.	Disabled
Cclite registries	Registries in Cclite 👉 <i>Registry names in Cclite</i>	None
Cclite registry currencies	Currencies in Cclite 👉 <i>Each registry in Cclite can have its own currency. There must be one currency per registry (case sensitive).</i>	None
Cclite server URL	Full URL of the repository 👉 for example, https://cclite.yourdomain.org/cclite/	None
Cclite merchant user	Username in Cclite representing "the management"	Manager
Cclite merchant key	Corresponds with merchant key setting in Cclite	None

Option	Description	Default
Cclite enable payments	Select Cclite test or live operation. ☰ Live Test	Test
Hashing algorithm	Encryption type ☰ SHA1 SHA256 SHA512	SHA1
Cclite payment notification	To do	Enabled
Types of credit to use	This is a list of the types of Tiki user credits that are acceptable for payment.	None
Exchange rate for types of credit to use	This is a corresponding list of the number of credits equivalent to 1 unit of the payment currency.	None

The jQuery Sortable Tables feature must be activated for the sort feature to work.

Option	Description	Default
Payment system	Currently a choice between PayPal, and Cclite (in development), or Tiki User Credits. 👉 <i>PayPal: see PayPal.com - Cclite: Community currency</i> ☰ PayPal Israel Post Payment Module Cclite Tiki User Credits	PayPal
Currency	Currency used when entering payments.	USD
Default acceptable payment delay	Number of days before a payment request becomes overdue. This can be changed per payment request.	30 days
Wiki page with manual payment instructions	Enter wiki page name	None
User can only see own outstanding payments	Unless the user has administer-payment permissions, a user can only see his or her own outstanding payments	Disabled
User can only see own past or cancelled payments	Unless the user has administer-payment permissions, the user can only see his or her own past or cancelled payments	Disabled
Anonymous users can pay outstanding invoices	Anonymous users can see outstanding invoices to pay them through a simple shopping cart (without the need to set up the advanced cart).	Disabled

Option	Description	Default
PayPal ID	<p>Enable payments through PayPal. This account can be either Personal, Business Standard, or Business Pro. A Personal account allows the receiving of small payments from shopping carts. A Business Standard account allows also the receiving of periodic payments through Plugin GroupMembership or receiving bigger amounts. And a Business Pro account allows further customization. See paypal.com for more information and exact fees depending on your country and business type.</p> <p>👉 <i>Primary email of your PayPal account (Personal or Business).</i></p>	None
PayPal business password	<p>The PayPal password associated with your PayPal Pro business account. This is NOT needed for PayPal Personal or PayPal Standard Business accounts.</p> <p>👉 <i>Primary password of your PayPal Pro business account - OPTIONAL</i></p>	None
Paypal business signature	<p>Your API signature associated with your PayPal Pro business account. This is NOT needed for Paypal Personal or Paypal Standard Business accounts.</p> <p>👉 <i>Your API signature associated with your PayPal Pro business account - OPTIONAL</i></p>	None
PayPal environment	<p>Used to switch between the PayPal sandbox, used for testing and development and the live environment.</p> <p>☰ Production Sandbox</p>	Production
PayPal instant payment notification (IPN)	<p>Enable IPN for automatic payment completion. PayPal will ping back the site when a payment is confirmed. The payment will then be entered automatically. This may not be possible if the site is not on a public server.</p>	Enabled
Payment data transfer (PDT)	<p>Enable PDT for automatic payment completion. PayPal will include information that allow to validate the payment when redirecting the user back to your website without waiting for PayPal to ping back the website like IPN. The payment will then be entered automatically.</p>	Enabled
Payment data transfer (PDT) token	<p>Payment data transfer token to validate PDT messages, which should be available in the PayPal admin interface where you enable PDT.</p>	None
Redirect after PDT payment	<p>Optionally, after receiving a successful payment, the user will be redirected to this page.</p>	None
Invoice prefix	<p>The prefix must be set and unique if the same PayPal account is used for different Tiki sites, because PayPal checks that the invoice is not paid twice</p>	None

Option	Description	Default
Israel Post payment environment	Switch between test transactions and real transactions ☰ Production Test	Production
Israel Post business ID	Provided by Israel Post, usually the business name.	None
Israel Post API password	Provided by Israel Post.	None
Israel Post use pre-authorization	Use the pre-authorization mechanism prior to processing the real transaction. Must match the account configuration at Israel Post.	Disabled
Cclite registries	Registries in Cclite 👉 <i>Registry names in Cclite</i>	None
Cclite registry currencies	Currencies in Cclite 👉 <i>Each registry in Cclite can have its own currency. There must be one currency per registry (case sensitive).</i>	None
Cclite server URL	Full URL of the repository 👉 <i>for example, https://cclite.yourdomain.org/cclite/</i>	None
Cclite merchant user	Username in Cclite representing "the management"	Manager
Cclite merchant key	Corresponds with merchant key setting in Cclite	None
Cclite enable payments	Select Cclite test or live operation. ☰ Live Test	Test
Hashing algorithm	Encryption type ☰ SHA1 SHA256 SHA512	SHA1
Cclite payment notification	To do	Enabled
Types of credit to use	This is a list of the types of Tiki user credits that are acceptable for payment.	None
Exchange rate for types of credit to use	This is a corresponding list of the number of credits equivalent to 1 unit of the payment currency.	None

The jQuery Sortable Tables feature must be activated for the sort feature to work.

Payment - Advanced shopping cart

Option	Description	Default
Payment heading	Heading displayed on payment form	Cart Check-Out

Option	Description	Default
Products tracker name	Name of tracker that is the products tracker, needed for advanced cart features; the item ID will be the product code.	None
Orders tracker name	Name of tracker that is the orders tracker	None
Order items tracker name	Name of tracker that is the order items tracker	None
Product classes tracker name	Name of tracker that is the product classes tracker	None
Products tracker ID	ID of the tracker that is the products tracker, which is needed for advanced cart features; the item ID will be the product code.	0
Product name field name	In the products tracker, the name of the field for the product name that will be used as the label of the product, for example in a bundle.	0
Product price field name	In the products tracker, the name of the field for the product price	0
Product class ID field name	In the products tracker, the name of the field for the product class ID	0
Bundled products feature for cart	Activate the bundled products feature. This requires a products tracker to be set up properly, and the item ID must be the product code.	Disabled
Items in bundle field name	In the products tracker, the name of the field for a comma-separated list of product IDs of products in the bundle (that is, if the field contains anything, then this product is a bundle). You can also specify the number of the sub-products; for example, 23"colon")2,24 means item 23 (x2) + item 24 (x1).	0
Manage product inventory	Activate product inventory feature. This requires a products tracker to be set up properly, and the item ID must be the product code.	Disabled
Inventory type field ID	In the products tracker, the ID of the field to store the inventory type; the value of the field must be "none" or "internal".	0
Inventory total field ID	In the products tracker, the ID of the field to store the total inventory of products	0
Inventory total less hold field ID	In the products tracker, the ID of the field to store the total inventory of products less the amount on hold because they are currently in carts	0

Option	Description	Default
Inventory hold timeout	Minutes to hold inventory before making it available again when there is no user cart action	15 minutes
Record cart orders in trackers	This feature is available for registered users and requires two trackers to be created and configured, an orders tracker and an orders item tracker. Profiles also need to be configured, to do the recording.	None
Order tracker ID	ID of the tracker that contains the order - needed for advanced cart features.	0
Order user field	User making the order field	0
Order date field	Date and time of the order field	0
Order total field	Total cost of the order field	0
Order invoice field	Payment system invoice Id field	0
Order weight field	Payment system order weight field in grammes	0
Order Items tracker ID	ID of the tracker that contains the order items - needed for advanced cart features.	0
Order Item Order field	ItemLink field pointing to the Item's Order	0
Order Item Product field	ItemLink field pointing to the Item's Product	0
Order Item price field	Total price for the Item	0
Item quantity field	Number of products in this Item	0
Item User field	User Selector field who added this Item	0
Item inputedprice field	Unknown	0
Allow anonymous shopping	Allow shopping by anonymous users and record the orders in trackers.	Disabled
Anonymous shopper info profile	Wiki page containing the profile for creating order items for anonymous users (page name must not have spaces)	None
Anonymous users order review page	Wiki page where anonymous users can review their orders	None
Temporary shopper group	Group name of group with permission to access review page via a token	None
Enable association of product orders with events	Enable association of products with events (or projects, etc.).	Disabled

Option	Description	Default
Associated event ID field name	In the products tracker, the field name for the associated event ID. This is needed for the associated events cart feature, and requires an events tracker to be set up in which the item ID there is the event ID to be associated with.	0
Events tracker ID	Tracker ID of tracker that is the events tracker	0
Events tracker name	Name of tracker that is the events tracker	None
Event start field name	Field name in events tracker of start date/time	None
Event end field name	Field name in events tracker of end date/time	None
Item event code field		0
Item event start field		0
Item event end field		0
Item parent code field		0
Allow exchange of products		None

The jQuery Sortable Tables feature must be activated for the sort feature to work.

Option	Description	Default
Payment heading	Heading displayed on payment form	Cart Check-Out
Products tracker name	Name of tracker that is the products tracker, needed for advanced cart features; the item ID will be the product code.	None
Orders tracker name	Name of tracker that is the orders tracker	None
Order items tracker name	Name of tracker that is the order items tracker	None
Product classes tracker name	Name of tracker that is the product classes tracker	None
Products tracker ID	ID of the tracker that is the products tracker, which is needed for advanced cart features; the item ID will be the product code.	0
Product name field name	In the products tracker, the name of the field for the product name that will be used as the label of the product, for example in a bundle.	0

Option	Description	Default
Product price field name	In the products tracker, the name of the field for the product price	0
Product class ID field name	In the products tracker, the name of the field for the product class ID	0
Bundled products feature for cart	Activate the bundled products feature. This requires a products tracker to be set up properly, and the item ID must be the product code.	Disabled
Items in bundle field name	In the products tracker, the name of the field for a comma-separated list of product IDs of products in the bundle (that is, if the field contains anything, then this product is a bundle). You can also specify the number of the sub-products; for example, 23"colon")2,24 means item 23 (x2) + item 24 (x1).	0
Manage product inventory	Activate product inventory feature. This requires a products tracker to be set up properly, and the item ID must be the product code.	Disabled
Inventory type field ID	In the products tracker, the ID of the field to store the inventory type; the value of the field must be "none" or "internal".	0
Inventory total field ID	In the products tracker, the ID of the field to store the total inventory of products	0
Inventory total less hold field ID	In the products tracker, the ID of the field to store the total inventory of products less the amount on hold because they are currently in carts	0
Inventory hold timeout	Minutes to hold inventory before making it available again when there is no user cart action	15 minutes
Record cart orders in trackers	This feature is available for registered users and requires two trackers to be created and configured, an orders tracker and an orders item tracker. Profiles also need to be configured, to do the recording.	None
Order tracker ID	ID of the tracker that contains the order - needed for advanced cart features.	0
Order user field	User making the order field	0
Order date field	Date and time of the order field	0
Order total field	Total cost of the order field	0
Order invoice field	Payment system invoice Id field	0

Option	Description	Default
Order weight field	Payment system order weight field in grammes	0
Order Items tracker ID	ID of the tracker that contains the order items - needed for advanced cart features.	0
Order Item Order field	ItemLink field pointing to the Item's Order	0
Order Item Product field	ItemLink field pointing to the Item's Product	0
Order Item price field	Total price for the Item	0
Item quantity field	Number of products in this Item	0
Item User field	User Selector field who added this Item	0
Item inputedprice field	Unknown	0
Allow anonymous shopping	Allow shopping by anonymous users and record the orders in trackers.	Disabled
Anonymous shopper info profile	Wiki page containing the profile for creating order items for anonymous users (page name must not have spaces)	None
Anonymous users order review page	Wiki page where anonymous users can review their orders	None
Temporary shopper group	Group name of group with permission to access review page via a token	None
Enable association of product orders with events	Enable association of products with events (or projects, etc.).	Disabled
Associated event ID field name	In the products tracker, the field name for the associated event ID. This is needed for the associated events cart feature, and requires an events tracker to be set up in which the item ID there is the event ID to be associated with.	0
Events tracker ID	Tracker ID of tracker that is the events tracker	0
Events tracker name	Name of tracker that is the events tracker	None
Event start field name	Field name in events tracker of start date/time	None
Event end field name	Field name in events tracker of end date/time	None
Item event code field		0
Item event start field		0
Item event end field		0

Option	Description	Default
Item parent code field		0
Allow exchange of products		None

The jQuery Sortable Tables feature must be activated for the sort feature to work.

Option	Description	Default
Payment heading	Heading displayed on payment form	Cart Check-Out
Products tracker name	Name of tracker that is the products tracker, needed for advanced cart features; the item ID will be the product code.	None
Orders tracker name	Name of tracker that is the orders tracker	None
Order items tracker name	Name of tracker that is the order items tracker	None
Product classes tracker name	Name of tracker that is the product classes tracker	None
Products tracker ID	ID of the tracker that is the products tracker, which is needed for advanced cart features; the item ID will be the product code.	0
Product name field name	In the products tracker, the name of the field for the product name that will be used as the label of the product, for example in a bundle.	0
Product price field name	In the products tracker, the name of the field for the product price	0
Product class ID field name	In the products tracker, the name of the field for the product class ID	0
Bundled products feature for cart	Activate the bundled products feature. This requires a products tracker to be set up properly, and the item ID must be the product code.	Disabled
Items in bundle field name	In the products tracker, the name of the field for a comma-separated list of product IDs of products in the bundle (that is, if the field contains anything, then this product is a bundle). You can also specify the number of the sub-products; for example, 23"colon")2,24 means item 23 (x2) + item 24 (x1).	0

Option	Description	Default
Manage product inventory	Activate product inventory feature. This requires a products tracker to be set up properly, and the item ID must be the product code.	Disabled
Inventory type field ID	In the products tracker, the ID of the field to store the inventory type; the value of the field must be "none" or "internal".	0
Inventory total field ID	In the products tracker, the ID of the field to store the total inventory of products	0
Inventory total less hold field ID	In the products tracker, the ID of the field to store the total inventory of products less the amount on hold because they are currently in carts	0
Inventory hold timeout	Minutes to hold inventory before making it available again when there is no user cart action	15 minutes
Record cart orders in trackers	This feature is available for registered users and requires two trackers to be created and configured, an orders tracker and an orders item tracker. Profiles also need to be configured, to do the recording.	None
Order tracker ID	ID of the tracker that contains the order - needed for advanced cart features.	0
Order user field	User making the order field	0
Order date field	Date and time of the order field	0
Order total field	Total cost of the order field	0
Order invoice field	Payment system invoice Id field	0
Order weight field	Payment system order weight field in grammes	0
Order Items tracker ID	ID of the tracker that contains the order items - needed for advanced cart features.	0
Order Item Order field	ItemLink field pointing to the Item's Order	0
Order Item Product field	ItemLink field pointing to the Item's Product	0
Order Item price field	Total price for the Item	0
Item quantity field	Number of products in this Item	0
Item User field	User Selector field who added this Item	0
Item inputedprice field	Unknown	0

Option	Description	Default
Allow anonymous shopping	Allow shopping by anonymous users and record the orders in trackers.	Disabled
Anonymous shopper info profile	Wiki page containing the profile for creating order items for anonymous users (page name must not have spaces)	None
Anonymous users order review page	Wiki page where anonymous users can review their orders	None
Temporary shopper group	Group name of group with permission to access review page via a token	None
Enable association of product orders with events	Enable association of products with events (or projects, etc.).	Disabled
Associated event ID field name	In the products tracker, the field name for the associated event ID. This is needed for the associated events cart feature, and requires an events tracker to be set up in which the item ID there is the event ID to be associated with.	0
Events tracker ID	Tracker ID of tracker that is the events tracker	0
Events tracker name	Name of tracker that is the events tracker	None
Event start field name	Field name in events tracker of start date/time	None
Event end field name	Field name in events tracker of end date/time	None
Item event code field		0
Item event start field		0
Item event end field		0
Item parent code field		0
Allow exchange of products		None

The jQuery Sortable Tables feature must be activated for the sort feature to work.

Option	Description	Default
Payment heading	Heading displayed on payment form	Cart Check-Out
Products tracker name	Name of tracker that is the products tracker, needed for advanced cart features; the item ID will be the product code.	None




Option	Description	Default
Orders tracker name	Name of tracker that is the orders tracker	None
Order items tracker name	Name of tracker that is the order items tracker	None
Product classes tracker name	Name of tracker that is the product classes tracker	None
Products tracker ID	ID of the tracker that is the products tracker, which is needed for advanced cart features; the item ID will be the product code.	None
Inventory type field ID	In the products tracker, the ID of the field to store the inventory type; the value of the field must be "none" or "internal".	0
Inventory total field ID	In the products tracker, the ID of the field to store the total inventory of products	None
Inventory total less hold field ID	In the products tracker, the ID of the field to store the total inventory of products less the amount on hold because they are currently in carts	None
Product name field name	In the products tracker, the name of the field for the product name that will be used as the label of the product, for example in a bundle.	None
Product price field name	In the products tracker, the name of the field for the product price	None
Items in bundle field name	In the products tracker, the name of the field for a comma-separated list of product IDs of products in the bundle (that is, if the field contains anything, then this product is a bundle). You can also specify the number of the sub-products; for example, 23"colon")2,24 means item 23 (x2) + item 24 (x1).	None
Associated event ID field name	In the products tracker, the field name for the associated event ID. This is needed for the associated events cart feature, and requires an events tracker to be set up in which the item ID there is the event ID to be associated with.	None
Product class ID field name	In the products tracker, the name of the field for the product class ID, needed for the gift certificates cart feature	None
Gift certificate template field name	In the products tracker, the name of the field for the gift certificate template, needed for the gift certificates cart feature	None

Option	Description	Default
Manage product inventory	Activate product inventory feature. This requires a products tracker to be set up properly, and the item ID must be the product code.	Disabled
Inventory hold timeout	Minutes to hold inventory before making it available again when there is no user cart action	15 minutes
Bundled products feature for cart	Activate the bundled products feature. This requires a products tracker to be set up properly, and the item ID must be the product code.	Disabled
Record cart orders in trackers	This feature is available for registered users and requires two trackers to be created and configured, an orders tracker and an orders item tracker. Profiles also need to be configured, to do the recording.	None
Orders profile	Wiki page containing the profile for creating orders (page name must not have spaces)	None
Order item profile	Wiki page containing the profile for creating order items (page name must not have spaces)	None
Allow anonymous shopping	Allow shopping by anonymous users and record the orders in trackers.	Disabled
Anonymous orders profile	Wiki page containing the profile for creating orders for anonymous users (page name must not have spaces)	None
Anonymous order item profile	Wiki page containing the profile for creating order items for anonymous users (page name must not have spaces)	None
Anonymous shopper info profile	Wiki page containing the profile for creating order items for anonymous users (page name must not have spaces)	None
Anonymous users order review page	Wiki page where anonymous users can review their orders	None
Temporary shopper group	Group name of group with permission to access review page via a token	None
Enable association of product orders	Enable association of products with events (or projects, etc.).	Disabled
Events tracker ID	Tracker ID of tracker that is the events tracker	None
Events tracker name	Name of tracker that is the events tracker	None
Event start field name	Field name in events tracker of start date/time	None
Event end field name	Field name in events tracker of end date/time	None



Option	Description	Default
Allow exchange of products		None
Order items tracker ID	Tracker ID of tracker that is the order items tracker	None
Gift certificates		Disabled
Gift certificate tracker ID	ID of tracker that is the gift certificate tracker	None
Gift certificate tracker name	Name of tracker that is the gift certificate tracker	None


The jQuery Sortable Tables feature must be activated for the sort feature to work.

Payment - Plugins




Option	Description	Default
Plugin Add to cart	Add a product to the shopping cart.	Disabled
Plugin Adjust Inventory	Adjust the inventory level of a product 	Disabled
Plugin Extend Cart Inventory Hold	Extend the time that items are held in a shopping cart. 	Disabled
Plugin Member Payment	Receive payment from a member to extend membership to a group	Enabled
Plugin Payment	Show the details of a payment request or invoice.	Enabled
Plugin Collect Anonymous Shopper Info	Collect shopper information for the shopping cart 	Disabled

The jQuery Sortable Tables feature must be activated for the sort feature to work.






Option	Description	Default
Plugin Add to cart	Add a product to the shopping cart.	Disabled
Plugin Adjust Inventory	Adjust the inventory level of a product 	Disabled
Plugin Extend Cart Inventory Hold	Extend the time that items are held in a shopping cart. 	Disabled
Plugin Member Payment	Receive payment from a member to extend membership to a group	Enabled
Plugin Payment	Show the details of a payment request or invoice.	Enabled

Option	Description	Default
Plugin Collect Anonymous Shopper Info	Collect shopper information for the shopping cart 	Disabled

The jQuery Sortable Tables feature must be activated for the sort feature to work.

Option	Description	Default
Plugin Add to cart	Add a product to the shopping cart.	Disabled
Plugin Adjust Inventory	Adjust the inventory level of a product 	Disabled
Plugin Extend Cart Inventory Hold	Extend the time that items are held in a shopping cart. 	Disabled
Plugin Member Payment	Receive payment from a member to extend membership to a group	Enabled
Plugin Payment	Show the details of a payment request or invoice.	Enabled
Plugin Collect Anonymous Shopper Info	Collect shopper information for the shopping cart 	Disabled

The jQuery Sortable Tables feature must be activated for the sort feature to work.

Option	Description	Default
Plugin Add to cart	Add a product to the shopping cart.	Disabled
Plugin Adjust Inventory	Adjust the inventory level of a product 	Disabled
Plugin Cart Missing User Info	Check completeness of user input for a shopping cart transaction 	Disabled
Plugin Extend Cart Inventory Hold	Extend the time that items are held in a shopping cart. 	Disabled
Plugin Has Bought	Check whether a user has bought an item or added it to the shopping cart 	Disabled
Plugin Member Payment	Receive payment from a member to extend membership to a group	Enabled
Plugin Payment	Show the details of a payment request or invoice.	Enabled
Plugin Collect Anonymous Shopper Info	Collect shopper information for the shopping cart 	Disabled

The jQuery Sortable Tables feature must be activated for the sort feature to work.

Payment - Shipping

Option	Description	Default
Shipping service	Expose a JSON shipping rate estimation service. Accounts from providers may be required (FedEx, UPS, ...).	Disabled
FedEx API	Enable shipping rate calculation through FedEx APIs	Disabled
FedEx key	Developer key	None
FedEx password		None
FedEx account number		None
FedEx meter number		None
UPS API	Enable shipping rate calculation using the UPS carrier.	Disabled
UPS access key		None
UPS username	UPS credentials	None
UPS password	UPS credentials	None
Custom shipping provider	☰ None Custom Shipping Example	None

The jQuery Sortable Tables feature must be activated for the sort feature to work.

Option	Description	Default
Shipping service	Expose a JSON shipping rate estimation service. Accounts from providers may be required (FedEx, UPS, ...).	Disabled
FedEx API	Enable shipping rate calculation through FedEx APIs	Disabled
FedEx key	Developer key	None
FedEx password		None
FedEx account number		None
FedEx meter number		None
UPS API	Enable shipping rate calculation using the UPS carrier.	Disabled
UPS access key		None
UPS username	UPS credentials	None
UPS password	UPS credentials	None
Custom shipping provider	☰ None Custom Shipping Example	None

The jQuery Sortable Tables feature must be activated for the sort feature to work.

Option	Description	Default
Shipping service	Expose a JSON shipping rate estimation service. Accounts from providers may be required (FedEx, UPS, ...).	Disabled
FedEx API	Enable shipping rate calculation through FedEx APIs	Disabled
FedEx key	Developer key	None
FedEx password		None
FedEx account number		None
FedEx meter number		None
UPS API	Enable shipping rate calculation using the UPS carrier.	Disabled
UPS access key		None
UPS username	UPS credentials	None
UPS password	UPS credentials	None
Custom shipping provider	☰ None Custom Shipping Example	None

The jQuery Sortable Tables feature must be activated for the sort feature to work.

Option	Description	Default
Shipping service	Expose a JSON shipping rate estimation service. Accounts from providers may be required (FedEx, UPS, ...).	Disabled
FedEx API	Enable shipping rate calculation through FedEx APIs	Disabled
FedEx key	Developer key	None
FedEx password		None
FedEx account number		None
FedEx meter number		None
UPS API	Enable shipping rate calculation using the UPS carrier.	Disabled
UPS access key		None
UPS username	UPS credentials	None
UPS password	UPS credentials	None
Custom shipping provider	☰ None Custom Shipping Example	None

The jQuery Sortable Tables feature must be activated for the sort feature to work.

Performance

Option	Description	Default
Monitor Tiki Performance	Register multiple parameters related to tiki's performance	Disabled
Minify JavaScript	Compress JavaScript files used in the page into a single file to be distributed statically. Changes to JavaScript files will require cache to be cleared. Uses http://code.google.com/p/minify/	Disabled
Minify late JavaScript	Compress extra JavaScript files used in the page after tiki-setup into a separate file which may vary from page to page.	Disabled
Use CDN for JavaScript	Obtain jQuery and jQuery UI libraries through a content delivery network (CDN). ☰ None Google jQuery	None
Content delivery networks	Use alternate domains to serve static files from this Tiki site to avoid sending cookies, improve local caching and generally improve user-experience performance. 👉 <i>List of URI prefixes to include before static files (one per line), for example: http://cdn1.example.com</i>	None
Content delivery networks in SSL	Use alternate domains to serve static files from this Tiki site to avoid sending cookies, improve local caching and generally improve user-experience performance. Leave empty to disable CDN in SSL mode. 👉 <i>List of URI prefixes to include before static files (one per line), for example: https://sslcdn1.example.com</i>	None
Check CDN files exists	Check that minified JS and CSS files exist before including them in the page.	Enabled
Prefix CSS	Use -prefix-free JavaScript library to add vendor specific css prefixes. ⚠ <i>May be replaced by a server-side option soon.</i> 🛠	Disabled
Minify CSS	Compress CSS files (notably by removing white space). Changes to CSS files will require cache to be cleared. Uses http://code.google.com/p/minify/	Disabled
Minify CSS into a single file	In addition to reducing the size of the CSS files, reduce the number of files by consolidating them. ⚠ <i>This setting may not work out of the box for all styles. Import needs to use @import url("...") and not @import "..."</i>	Disabled
GZip output	Compress your pages on-the-fly, if the requesting browser supports this	Enabled

Option	Description	Default
Cache-control header	Custom HTTP header to use when a session is active 👉 <i>Example: no-cache, pre-check=0, post-check=0</i>	None
Smarty compilation	Indicates when the template cache should be refreshed. ☰ Modified Never check (performance) Always (development, slow)	Modified
Serve profile pictures statically	When enabled, feature checks and permission checks will be skipped.	Enabled
Allow image lazy loading	Allow that images are loaded in a lazy way	Disabled







The jQuery Sortable Tables feature must be activated for the sort feature to work.

Option	Description	Default
Monitor Tiki Performance	Register multiple parameters related to tiki's performance	Disabled
Minify JavaScript	Compress JavaScript files used in the page into a single file to be distributed statically. Changes to JavaScript files will require cache to be cleared. Uses http://code.google.com/p/minify/	Disabled
Minify late JavaScript	Compress extra JavaScript files used in the page after tiki-setup into a separate file which may vary from page to page.	Disabled
Use CDN for JavaScript	Obtain jQuery and jQuery UI libraries through a content delivery network (CDN). ☰ None Google jQuery	None
Content delivery networks	Use alternate domains to serve static files from this Tiki site to avoid sending cookies, improve local caching and generally improve user-experience performance. 👉 <i>List of URI prefixes to include before static files (one per line), for example: http://cdn1.example.com</i>	None
Content delivery networks in SSL	Use alternate domains to serve static files from this Tiki site to avoid sending cookies, improve local caching and generally improve user-experience performance. Leave empty to disable CDN in SSL mode. 👉 <i>List of URI prefixes to include before static files (one per line), for example: https://sslcdn1.example.com</i>	None
Check CDN files exists	Check that minified JS and CSS files exist before including them in the page.	Enabled
Prefix CSS	Use -prefix-free JavaScript library to add vendor specific css prefixes. ⚠ <i>May be replaced by a server-side option soon.</i> 🛠	Disabled

Option	Description	Default
Minify CSS	Compress CSS files (notably by removing white space). Changes to CSS files will require cache to be cleared. Uses http://code.google.com/p/minify/	Disabled
Minify CSS into a single file	In addition to reducing the size of the CSS files, reduce the number of files by consolidating them. ⚠ <i>This setting may not work out of the box for all styles. Import needs to use @import url("...") and not @import "..."</i>	Disabled
GZip output	Compress your pages on-the-fly, if the requesting browser supports this	Disabled
Cache-control header	Custom HTTP header to use when a session is active 👉 <i>Example: no-cache, pre-check=0, post-check=0</i>	None
Smarty compilation	Indicates when the template cache should be refreshed. ☰ Modified Never check (performance) Always (development, slow)	Modified
Serve profile pictures statically	When enabled, feature checks and permission checks will be skipped.	Enabled
Allow image lazy loading	Allow that images are loaded in a lazy way	Disabled

The jQuery Sortable Tables feature must be activated for the sort feature to work.

Option	Description	Default
Monitor Tiki Performance	Register multiple parameters related to tiki's performance	Disabled
Minify JavaScript	Compress JavaScript files used in the page into a single file to be distributed statically. Changes to JavaScript files will require cache to be cleared. Uses http://code.google.com/p/minify/	Disabled
Minify late JavaScript	Compress extra JavaScript files used in the page after tiki-setup into a separate file which may vary from page to page.	Disabled
Use CDN for JavaScript	Obtain jQuery and jQuery UI libraries through a content delivery network (CDN). ☰ None Google jQuery	None
Content delivery networks	Use alternate domains to serve static files from this Tiki site to avoid sending cookies, improve local caching and generally improve user-experience performance. 👉 <i>List of URI prefixes to include before static files (one per line), for example: http://cdn1.example.com</i>	None

Option	Description	Default
Content delivery networks in SSL	Use alternate domains to serve static files from this Tiki site to avoid sending cookies, improve local caching and generally improve user-experience performance. Leave empty to disable CDN in SSL mode.  <i>List of URI prefixes to include before static files (one per line), for example: https://sslcdn1.example.com</i>	None
Check CDN files exists	Check that minified JS and CSS files exist before including them in the page.	Enabled
Prefix CSS	Use -prefix-free JavaScript library to add vendor specific css prefixes.  <i>May be replaced by a server-side option soon.</i> 	Disabled
Minify CSS	Compress CSS files (notably by removing white space). Changes to CSS files will require cache to be cleared. Uses http://code.google.com/p/minify/	Disabled
Minify CSS into a single file	In addition to reducing the size of the CSS files, reduce the number of files by consolidating them.  <i>This setting may not work out of the box for all styles. Import needs to use @import url("...") and not @import "..."</i>	Disabled
GZip output	Compress your pages on-the-fly, if the requesting browser supports this	Disabled
Cache-control header	Custom HTTP header to use when a session is active  <i>Example: no-cache, pre-check=0, post-check=0</i>	None
Smarty compilation	Indicates when the template cache should be refreshed.  Modified Never check (performance) Always (development, slow)	Modified
Serve profile pictures statically	When enabled, feature checks and permission checks will be skipped.	Enabled
Allow image lazy loading	Allow that images are loaded in a lazy way	Disabled

The jQuery Sortable Tables feature must be activated for the sort feature to work.

Option	Description	Default
Minify JavaScript	Compress JavaScript files used in the page into a single file to be distributed statically. Changes to JavaScript files will require cache to be cleared. Uses http://code.google.com/p/minify/	Disabled
Minify late JavaScript	Compress extra JavaScript files used in the page after tiki-setup into a separate file which may vary from page to page.	Disabled

Option	Description	Default
Use CDN for JavaScript	Obtain jQuery and jQuery UI libraries through a content delivery network (CDN). ☰ None Google jQuery	None
Content delivery networks	Use alternate domains to serve static files from this Tiki site to avoid sending cookies, improve local caching and generally improve user-experience performance. 👉 List of URI prefixes to include before static files (one per line), for example: http://cdn1.example.com	None
Content delivery networks in SSL	Use alternate domains to serve static files from this Tiki site to avoid sending cookies, improve local caching and generally improve user-experience performance. Leave empty to disable CDN in SSL mode. 👉 List of URI prefixes to include before static files (one per line), for example: https://sslcdn1.example.com	None
Check CDN files exists	Check that minified JS and CSS files exist before including them in the page.	Enabled
Prefix CSS	Use -prefix-free JavaScript library to add vendor specific css prefixes. ⚠ May be replaced by a server-side option soon. 🛠	Disabled
Minify CSS	Compress CSS files (notably by removing white space). Changes to CSS files will require cache to be cleared. Uses http://code.google.com/p/minify/	Disabled
Minify CSS into a single file	In addition to reducing the size of the CSS files, reduce the number of files by consolidating them. ⚠ This setting may not work out of the box for all styles. Import needs to use <code>@import url("...")</code> and not <code>@import "..."</code>	Disabled
GZip output	Compress your pages on-the-fly, if the requesting browser supports this	Disabled
Cache-control header	Custom HTTP header to use when a session is active 👉 Example: <code>no-cache, pre-check=0, post-check=0</code>	None
Smarty compilation	Indicates when the template cache should be refreshed. ☰ Modified Never check (performance) Always (development, slow)	Modified
Serve profile pictures statically	When enabled, feature checks and permission checks will be skipped.	Enabled

The jQuery Sortable Tables feature must be activated for the sort feature to work.

Option	Description	Default
Log SQL	All SQL queries will be registered in the database in the adodb_logsql table. ⚠ Do not enable this feature all the time. It can be very resource intensive and will impact performance.	Disabled
Log queries using more than	Use to log only queries that exceed a specific amount of time. ⚠ May impact performance	0.05 seconds

The jQuery Sortable Tables feature must be activated for the sort feature to work.

Option	Description	Default
Log SQL	All SQL queries will be registered in the database in the adodb_logsql table. ⚠ Do not enable this feature all the time. It can be very resource intensive and will impact performance.	Disabled
Log queries using more than	Use to log only queries that exceed a specific amount of time. ⚠ May impact performance	0.05 seconds
Ignore individual object permissions	Display items the user may not be entitled to view in search results. ⚠ Will improve performance, but may show forbidden results.	Disabled
Ignore category viewing restrictions	Display items the user may not be entitled to view in search results. ⚠ Will improve performance, but may show forbidden results	Disabled

The jQuery Sortable Tables feature must be activated for the sort feature to work.

Option	Description	Default
Log SQL	All SQL queries will be registered in the database in the adodb_logsql table. ⚠ Do not enable this feature all the time. It can be very resource intensive and will impact performance.	Disabled
Log queries using more than	Use to log only queries that exceed a specific amount of time. ⚠ May impact performance	0.05 seconds

Option	Description	Default
Ignore individual object permissions	Display items the user may not be entitled to view in search results. ⚠ <i>Will improve performance, but may show forbidden results.</i>	Disabled
Ignore category viewing restrictions	Display items the user may not be entitled to view in search results. ⚠ <i>Will improve performance, but may show forbidden results</i>	Disabled

The jQuery Sortable Tables feature must be activated for the sort feature to work.

Option	Description	Default
Log SQL	All SQL queries will be registered in the database in the adodb_logsql table. ⚠ <i>Do not enable this feature all the time. It can be very resource intensive and will impact performance.</i>	Disabled
Log queries using more than	Use to log only queries that exceed a specific amount of time. ⚠ <i>May impact performance</i>	0.05 seconds
Ignore individual object permissions	Display items the user may not be entitled to view in search results. ⚠ <i>Will improve performance, but may show forbidden results.</i>	Disabled
Ignore category viewing restrictions	Display items the user may not be entitled to view in search results. ⚠ <i>Will improve performance, but may show forbidden results</i>	Disabled

The jQuery Sortable Tables feature must be activated for the sort feature to work.

Performance - Major slowdowns

Option	Description	Default
Plugin ShareThis	Add a ShareThis button	Disabled
Log SQL	All SQL queries will be registered in the database in the adodb_logsql table. ⚠ <i>Do not enable this feature all the time. It can be very resource intensive and will impact performance.</i>	Disabled

Option	Description	Default
Log mail in Tiki logs	A line of type mail will be included in the System Log with the destination address and subject of each email sent. ⚠ May impact performance	Disabled
Smarty template usage indicator	Add HTML comment at start and end of each Smarty template (.tpl file) * Clear the Tiki system cache for this change to take effect. 👉 Use only for development, not in production at a live site, because these warnings are added to emails as well, and are visible to users in the page source. ⚠ May impact performance	Disabled
Show category object count	Show object count when browsing categories, complying with search and type filters ⚠ Can slow the loading of the categories page on large sites.	Enabled
Clear cache upon category change	A cache is used to avoid having to fetch all categories from the database every time; this clears the cache when an object is categorized to keep the count up to date. ⚠ Can slow saving objects on sites with a lot of categories. You may need to manually clear caches to update category object counts.	Enabled
Log bytes changes (+/-) in action logs	⚠ May impact performance	Disabled
Parse search results	When enabled search results are parsed so content formatting is visible in the search results ⚠ May impact performance	Enabled
Custom blog headings	⚠ Using custom blog headings will use significantly more server resources. Unless you need per-blog templates, you should customize the template file instead.	Disabled
PHP Error reporting level	Level of errors to be reported. Errors can be seen in a collapsible box at the bottom of the page, if any exist. ☰ No error reporting Report all PHP errors except strict Report all PHP errors Report all PHP errors except notices According to the PHP configuration	Report all PHP errors excep...
Enable Typography Features	Features to replace normal characters with typographic equivalents	Disabled

The jQuery Sortable Tables feature must be activated for the sort feature to work.

Option	Description	Default
Plugin ShareThis	Add a ShareThis button	Disabled

Option	Description	Default
Log SQL	<p>All SQL queries will be registered in the database in the <code>adodb_logsql</code> table.</p> <p>⚠ <i>Do not enable this feature all the time. It can be very resource intensive and will impact performance.</i></p>	Disabled
Log mail in Tiki logs	<p>A line of type mail will be included in the System Log with the destination address and subject of each email sent.</p> <p>⚠ <i>May impact performance</i></p>	Disabled
Smarty template usage indicator	<p>Add HTML comment at start and end of each Smarty template (.tpl file)</p> <p>✳ <i>Clear the Tiki system cache for this change to take effect.</i></p> <p>👉 <i>Use only for development, not in production at a live site, because these warnings are added to emails as well, and are visible to users in the page source.</i></p> <p>⚠ <i>May impact performance</i></p>	Disabled
Show category object count	<p>Show object count when browsing categories, complying with search and type filters</p> <p>⚠ <i>Can slow the loading of the categories page on large sites.</i></p>	Enabled
Clear cache upon category change	<p>A cache is used to avoid having to fetch all categories from the database every time; this clears the cache when an object is categorized to keep the count up to date.</p> <p>⚠ <i>Can slow saving objects on sites with a lot of categories. You may need to manually clear caches to update category object counts.</i></p>	Enabled
Log bytes changes (+/-) in action logs	<p>⚠ <i>May impact performance</i></p>	Disabled
Parse search results	<p>When enabled search results are parsed so content formatting is visible in the search results</p> <p>⚠ <i>May impact performance</i></p>	Enabled
Custom blog headings	<p>⚠ <i>Using custom blog headings will use significantly more server resources. Unless you need per-blog templates, you should customize the template file instead.</i></p>	Disabled
PHP Error reporting level	<p>Level of errors to be reported. Errors can be seen in a collapsible box at the bottom of the page, if any exist.</p> <p>☰ No error reporting Report all PHP errors except strict Report all PHP errors Report all PHP errors except notices According to the PHP configuration</p>	Report all PHP errors excep...
Enable Typography Features	<p>Features to replace normal characters with typographic equivalents</p>	Disabled

The jQuery Sortable Tables feature must be activated for the sort feature to work.

Option	Description	Default
Plugin ShareThis	Add a ShareThis button	Disabled
Log SQL	All SQL queries will be registered in the database in the adodb_logsql table. ⚠ <i>Do not enable this feature all the time. It can be very resource intensive and will impact performance.</i>	Disabled
Log mail in Tiki logs	A line of type mail will be included in the System Log with the destination address and subject of each email sent. ⚠ <i>May impact performance</i>	Disabled
Smarty template usage indicator	Add HTML comment at start and end of each Smarty template (.tpl file) ✳ <i>You need to clear your Tiki template cache for this change to take effect</i> 👉 <i>Use only for development, not in production at a live site, because these warnings are added to emails as well, and are visible to users in the page source.</i> ⚠ <i>May impact performance</i>	Disabled
Show category object count	Show object count when browsing categories, complying with search and type filters ⚠ <i>Can slow the loading of the categories page on large sites.</i>	Enabled
Clear cache upon category change	A cache is used to avoid having to fetch all categories from the database every time; this clears the cache when an object is categorized to keep the count up to date. ⚠ <i>Can slow saving objects on sites with a lot of categories. You may need to manually clear caches to update category object counts.</i>	Enabled
Log bytes changes (+/-) in action logs	⚠ <i>May impact performance</i>	Disabled
Parse search results	When enabled search results are parsed so content formatting is visible in the search results ⚠ <i>May impact performance</i>	Enabled
Custom blog headings	⚠ <i>Using custom blog headings will use significantly more server resources. Unless you need per-blog templates, you should customize the template file instead.</i>	Disabled

Option	Description	Default
PHP Error reporting level	Level of errors to be reported. Errors can be seen in a collapsible box at the bottom of the page, if any exist. ☰ No error reporting Report all PHP errors except strict Report all PHP errors Report all PHP errors except notices According to the PHP configuration	Report all PHP errors excep...
Enable Typography Features	Features to replace normal characters with typographic equivalents	Disabled

The jQuery Sortable Tables feature must be activated for the sort feature to work.

Option	Description	Default
Plugin ShareThis	Add a ShareThis button	Disabled
Log SQL	All SQL queries will be registered in the database in the adodb_logsql table. ⚠ <i>Do not enable this feature all the time. It can be very resource intensive and will impact performance.</i>	Disabled
Log mail in Tiki logs	A line of type mail will be included in the System Log with the destination address and subject of each email sent. ⚠ <i>May impact performance</i>	Disabled
Smarty template usage indicator	Add HTML comment at start and end of each Smarty template (.tpl file) ✳ <i>You need to clear your Tiki template cache for this change to take effect</i> 👉 <i>Use only for development, not in production at a live site, because these warnings are added to emails as well, and are visible to users in the page source.</i> ⚠ <i>May impact performance</i>	Disabled
Show category object count	Show object count when browsing categories, complying with search and type filters ⚠ <i>Can slow the loading of the categories page on large sites.</i>	Enabled
Clear cache upon category change	A cache is used to avoid having to fetch all categories from the database every time; this clears the cache when an object is categorized to keep the count up to date. ⚠ <i>Can slow saving objects on sites with a lot of categories. You may need to manually clear caches to update category object counts.</i>	Enabled
Log bytes changes (+/-) in action logs	⚠ <i>May impact performance</i>	Disabled

Option	Description	Default
Parse search results	When enabled search results are parsed so content formatting is visible in the search results ⚠ <i>May impact performance</i>	Enabled
Highlight results snippets	Highlight the result snippet based on the search query to improve user experience. ⚠ <i>May impact performance</i>	Disabled
Custom blog headings	⚠ <i>Using custom blog headings will use significantly more server resources. Unless you need per-blog templates, you should customize the template file instead.</i>	Disabled
PHP Error reporting level	Level of errors to be reported. Errors can be seen in a collapsible box at the bottom of the page, if any exist. ☰ No error reporting Report all PHP errors except strict Report all PHP errors Report all PHP errors except notices According to the PHP configuration	Report all PHP errors except...
Enable Typography Features	Features to replace normal characters with typographic equivalents	Disabled



The jQuery Sortable Tables feature must be activated for the sort feature to work.

Performance - Memcache



Option	Description	Default
Memcache	Enable connection to memcached servers to store temporary information. 👉 <i>Requires the PHP memcache extension.</i>	Disabled
Memcache key prefix	When the memcache cluster is used by multiple applications, using unique prefixes for each of them helps avoid conflicts.	Tiki_
Memcache expiration	Duration for which the data will be kept.	3600 seconds
Memcache servers	Server list which may be accessed. For each server, the address, port and weight must be specified. 👉 <i>One per line, with format of address port (weight); for example, "localhost:11211 (1)"</i>	None
Cache wiki data in memcache		Enabled
Cache wiki output in memcache		Enabled

Option	Description	Default
Cache forum output in memcache		Enabled

The jQuery Sortable Tables feature must be activated for the sort feature to work.



Option	Description	Default
Memcache	Enable connection to memcached servers to store temporary information.  <i>Requires the PHP memcache extension.</i>	Disabled
Memcache key prefix	When the memcache cluster is used by multiple applications, using unique prefixes for each of them helps avoid conflicts.	Tiki_
Memcache expiration	Duration for which the data will be kept.	3600 seconds
Memcache servers	Server list which may be accessed. For each server, the address, port and weight must be specified.  <i>One per line, with format of address port (weight); for example, "localhost:11211 (1)"</i>	None
Cache wiki data in memcache		Enabled
Cache wiki output in memcache		Enabled
Cache forum output in memcache		Enabled

The jQuery Sortable Tables feature must be activated for the sort feature to work.

Option	Description	Default
Memcache	Enable connection to memcached servers to store temporary information.  <i>Requires the PHP memcache extension.</i>	Disabled
Memcache key prefix	When the memcache cluster is used by multiple applications, using unique prefixes for each of them helps avoid conflicts.	Tiki_
Memcache expiration	Duration for which the data will be kept.	3600 seconds
Memcache servers	Server list which may be accessed. For each server, the address, port and weight must be specified.  <i>One per line, with format of address port (weight); for example, "localhost:11211 (1)"</i>	None

Option	Description	Default
Cache wiki data in memcache		Enabled
Cache wiki output in memcache		Enabled
Cache forum output in memcache		Enabled

The jQuery Sortable Tables feature must be activated for the sort feature to work.

Option	Description	Default
Memcache	Enable connection to memcached servers to store temporary information.  <i>Requires the PHP memcache extension.</i>	Disabled
Memcache key prefix	When the memcache cluster is used by multiple applications, using unique prefixes for each of them helps avoid conflicts.	Tiki_
Memcache expiration	Duration for which the data will be kept.	3600 seconds
Memcache servers	Server list which may be accessed. For each server, the address, port and weight must be specified.  <i>One per line, with format of address port (weight); for example, "localhost:11211 (1)"</i>	None
Cache wiki data in memcache		Enabled
Cache wiki output in memcache		Enabled
Cache forum output in memcache		Enabled

The jQuery Sortable Tables feature must be activated for the sort feature to work.

Performance - Newsletter

Option	Description	Default
Throttle newsletter send rate	Pause for a given amount of seconds before each batch to avoid overloading the mail server.	Disabled
Newsletter pause length	Number of seconds delay before each batch	60 seconds
Newsletter batch size	Number of emails to send in each batch	5 emails

The jQuery Sortable Tables feature must be activated for the sort feature to work.

Option	Description	Default
Throttle newsletter send rate	Pause for a given amount of seconds before each batch to avoid overloading the mail server.	Disabled
Newsletter pause length	Number of seconds delay before each batch	60 seconds
Newsletter batch size	Number of emails to send in each batch	5 emails

The jQuery Sortable Tables feature must be activated for the sort feature to work.

Option	Description	Default
Throttle newsletter send rate	Pause for a given amount of seconds before each batch to avoid overloading the mail server.	Disabled
Newsletter pause length	Number of seconds delay before each batch	60 seconds
Newsletter batch size	Number of emails to send in each batch	5 emails

The jQuery Sortable Tables feature must be activated for the sort feature to work.

Option	Description	Default
Throttle newsletter send rate	Pause for a given amount of seconds before each batch to avoid overloading the mail server.	Disabled
Newsletter pause length	Number of seconds delay before each batch	60 seconds
Newsletter batch size	Number of emails to send in each batch	5 emails

The jQuery Sortable Tables feature must be activated for the sort feature to work.


Performance - Plugins

Option	Description	Default
Global cache time for the plugin snarf	Default cache time for the plugin snarf 👉 0 for no cache	0 seconds


The jQuery Sortable Tables feature must be activated for the sort feature to work.

Option	Description	Default
Global cache time for the plugin snarf	Default cache time for the plugin snarf 👉 0 for no cache	0 seconds

The jQuery Sortable Tables feature must be activated for the sort feature to work.




Option	Description	Default
Global cache time for the plugin snarf	Default cache time for the plugin snarf  0 for no cache	0 seconds

The jQuery Sortable Tables feature must be activated for the sort feature to work.




Option	Description	Default
Global cache time for the plugin snarf	Default cache time for the plugin snarf  0 for no cache	0 seconds

The jQuery Sortable Tables feature must be activated for the sort feature to work.




Performance - Sessions

Option	Description	Default
Silent session	Do not automatically start sessions.  Users will only have a session if they log in. Anonymous users will not have features like Switch Language or Switch Theme (which require a session)  Can cause problems when combined with cookie consent and JavaScript-disabled browsers. 	Disabled
Cache-control header (no session)	Custom HTTP header to use when no session is active	None




The jQuery Sortable Tables feature must be activated for the sort feature to work.

Option	Description	Default
Silent session	Do not automatically start sessions.  Users will only have a session if they log in. Anonymous users will not have features like Switch Language or Switch Theme (which require a session)  Can cause problems when combined with cookie consent and JavaScript-disabled browsers. 	Disabled
Cache-control header (no session)	Custom HTTP header to use when no session is active	None

The jQuery Sortable Tables feature must be activated for the sort feature to work.



Option	Description	Default
Silent session	Do not automatically start sessions.  <i>Users will only have a session if they log in. Anonymous users will not have features like Switch Language or Switch Theme (which require a session)</i>  <i>Can cause problems when combined with cookie consent and JavaScript-disabled browsers.</i> 	Disabled
Cache-control header (no session)	Custom HTTP header to use when no session is active	None

The jQuery Sortable Tables feature must be activated for the sort feature to work.

Option	Description	Default
Silent session	Do not automatically start sessions.  <i>Users will only have a session if they log in. Anonymous users will not have features like Switch Language or Switch Theme (which require a session)</i>  <i>Can cause problems when combined with cookie consent and JavaScript-disabled browsers.</i> 	Disabled
Cache-control header (no session)	Custom HTTP header to use when no session is active	None

The jQuery Sortable Tables feature must be activated for the sort feature to work.

Performance - Time and memory limits





Option	Description	Default
PHP execution memory limit	Temporarily adjust the memory limit to use during PHP execution. Depending on the volume of data, some large operations require more memory. Increasing it locally, per operation, allows to keep a lower memory limit globally. Keep in mind that memory usage is still limited to what is available on the server.  <i>for example 256M, currently is 160M</i>	None
PHP execution time limit	Temporarily adjust the time limit to use during PHP execution. Depending on the volume of data, some requests may take longer. Increase the time limit locally to resolve the issue. Use reasonable values.  <i>for example 30 seconds, currently is 30 seconds</i>	None

Option	Description	Default
Tracker item export memory limit	<p>Temporarily adjust the memory limit to use during Tracker item export. Depending on the volume of data, some large operations require more memory. Increasing it locally, per operation, allows to keep a lower memory limit globally. Keep in mind that memory usage is still limited to what is available on the server.</p> <p>👉 for example: 256M</p>	None
Tracker item export time limit	<p>Temporarily adjust the time limit to use during Tracker item export. Depending on the volume of data, some requests may take longer. Increase the time limit locally to resolve the issue. Use reasonable values.</p> <p>👉 for example: 30</p>	None
Tracker clear time limit	<p>Temporarily adjust the time limit to use during Tracker clear. Depending on the volume of data, some requests may take longer. Increase the time limit locally to resolve the issue. Use reasonable values.</p> <p>👉 for example: 30</p>	None
Printing to PDF memory limit	<p>Temporarily adjust the memory limit to use during Printing to PDF. Depending on the volume of data, some large operations require more memory. Increasing it locally, per operation, allows to keep a lower memory limit globally. Keep in mind that memory usage is still limited to what is available on the server.</p> <p>👉 for example: 256M</p>	None
Printing to PDF time limit	<p>Temporarily adjust the time limit to use during Printing to PDF. Depending on the volume of data, some requests may take longer. Increase the time limit locally to resolve the issue. Use reasonable values.</p> <p>👉 for example: 30</p>	None
Search index rebuild memory limit	<p>Temporarily adjust the memory limit to use during Search index rebuild. Depending on the volume of data, some large operations require more memory. Increasing it locally, per operation, allows to keep a lower memory limit globally. Keep in mind that memory usage is still limited to what is available on the server.</p> <p>👉 for example: 256M</p>	None
Search index rebuild time limit	<p>Temporarily adjust the time limit to use during Search index rebuild. Depending on the volume of data, some requests may take longer. Increase the time limit locally to resolve the issue. Use reasonable values.</p> <p>👉 for example: 30</p>	None




Option	Description	Default
Security check time limit	<p>Temporarily adjust the time limit to use during Security check. Depending on the volume of data, some requests may take longer. Increase the time limit locally to resolve the issue. Use reasonable values.</p> <p>👉 <i>time allocated to check all tiki files on tiki-admin_security.php</i></p>	60 seconds







The jQuery Sortable Tables feature must be activated for the sort feature to work.

Option	Description	Default
PHP execution memory limit	<p>Temporarily adjust the memory limit to use during PHP execution. Depending on the volume of data, some large operations require more memory. Increasing it locally, per operation, allows to keep a lower memory limit globally. Keep in mind that memory usage is still limited to what is available on the server.</p> <p>👉 <i>for example 256M, currently is 160M</i></p>	None
PHP execution time limit	<p>Temporarily adjust the time limit to use during PHP execution. Depending on the volume of data, some requests may take longer. Increase the time limit locally to resolve the issue. Use reasonable values.</p> <p>👉 <i>for example 30 seconds, currently is 30 seconds</i></p>	None
Tracker item export memory limit	<p>Temporarily adjust the memory limit to use during Tracker item export. Depending on the volume of data, some large operations require more memory. Increasing it locally, per operation, allows to keep a lower memory limit globally. Keep in mind that memory usage is still limited to what is available on the server.</p> <p>👉 <i>for example: 256M</i></p>	None
Tracker item export time limit	<p>Temporarily adjust the time limit to use during Tracker item export. Depending on the volume of data, some requests may take longer. Increase the time limit locally to resolve the issue. Use reasonable values.</p> <p>👉 <i>for example: 30</i></p>	None
Tracker clear time limit	<p>Temporarily adjust the time limit to use during Tracker clear. Depending on the volume of data, some requests may take longer. Increase the time limit locally to resolve the issue. Use reasonable values.</p> <p>👉 <i>for example: 30</i></p>	None
Printing to PDF memory limit	<p>Temporarily adjust the memory limit to use during Printing to PDF. Depending on the volume of data, some large operations require more memory. Increasing it locally, per operation, allows to keep a lower memory limit globally. Keep in mind that memory usage is still limited to what is available on the server.</p> <p>👉 <i>for example: 256M</i></p>	None


Option	Description	Default
Printing to PDF time limit	Temporarily adjust the time limit to use during Printing to PDF. Depending on the volume of data, some requests may take longer. Increase the time limit locally to resolve the issue. Use reasonable values.  for example: 30	None
Search index rebuild memory limit	Temporarily adjust the memory limit to use during Search index rebuild. Depending on the volume of data, some large operations require more memory. Increasing it locally, per operation, allows to keep a lower memory limit globally. Keep in mind that memory usage is still limited to what is available on the server.  for example: 256M	None
Search index rebuild time limit	Temporarily adjust the time limit to use during Search index rebuild. Depending on the volume of data, some requests may take longer. Increase the time limit locally to resolve the issue. Use reasonable values.  for example: 30	None
Security check time limit	Temporarily adjust the time limit to use during Security check. Depending on the volume of data, some requests may take longer. Increase the time limit locally to resolve the issue. Use reasonable values.  time allocated to check all tiki files on tiki-admin_security.php	60 seconds

The jQuery Sortable Tables feature must be activated for the sort feature to work.


Option	Description	Default
PHP execution memory limit	Temporarily adjust the memory limit to use during PHP execution. Depending on the volume of data, some large operations require more memory. Increasing it locally, per operation, allows to keep a lower memory limit globally. Keep in mind that memory usage is still limited to what is available on the server.  for example 256M, currently is 512M	None
PHP execution time limit	Temporarily adjust the time limit to use during PHP execution. Depending on the volume of data, some requests may take longer. Increase the time limit locally to resolve the issue. Use reasonable values.  for example 30 seconds, currently is 30 seconds	None
Tracker item export memory limit	Temporarily adjust the memory limit to use during Tracker item export. Depending on the volume of data, some large operations require more memory. Increasing it locally, per operation, allows to keep a lower memory limit globally. Keep in mind that memory usage is still limited to what is available on the server.  for example: 256M	None

Option	Description	Default
Tracker item export time limit	Temporarily adjust the time limit to use during Tracker item export. Depending on the volume of data, some requests may take longer. Increase the time limit locally to resolve the issue. Use reasonable values.  <i>for example: 30</i>	None
Tracker clear time limit	Temporarily adjust the time limit to use during Tracker clear. Depending on the volume of data, some requests may take longer. Increase the time limit locally to resolve the issue. Use reasonable values.  <i>for example: 30</i>	None
Printing to PDF memory limit	Temporarily adjust the memory limit to use during Printing to PDF. Depending on the volume of data, some large operations require more memory. Increasing it locally, per operation, allows to keep a lower memory limit globally. Keep in mind that memory usage is still limited to what is available on the server.  <i>for example: 256M</i>	None
Printing to PDF time limit	Temporarily adjust the time limit to use during Printing to PDF. Depending on the volume of data, some requests may take longer. Increase the time limit locally to resolve the issue. Use reasonable values.  <i>for example: 30</i>	None
Search index rebuild memory limit	Temporarily adjust the memory limit to use during Search index rebuild. Depending on the volume of data, some large operations require more memory. Increasing it locally, per operation, allows to keep a lower memory limit globally. Keep in mind that memory usage is still limited to what is available on the server.  <i>for example: 256M</i>	None
Search index rebuild time limit	Temporarily adjust the time limit to use during Search index rebuild. Depending on the volume of data, some requests may take longer. Increase the time limit locally to resolve the issue. Use reasonable values.  <i>for example: 30</i>	None

The jQuery Sortable Tables feature must be activated for the sort feature to work.



Option	Description	Default
PHP execution memory limit	Temporarily adjust the memory limit to use during PHP execution. Depending on the volume of data, some large operations require more memory. Increasing it locally, per operation, allows to keep a lower memory limit globally. Keep in mind that memory usage is still limited to what is available on the server.  <i>for example 256M, currently is 512M</i>	None

Option	Description	Default
PHP execution time limit	<p>Temporarily adjust the time limit to use during PHP execution. Depending on the volume of data, some requests may take longer. Increase the time limit locally to resolve the issue. Use reasonable values.</p> <p>👉 <i>for example 30 seconds, currently is 30 seconds</i></p>	None
Tracker item export memory limit	<p>Temporarily adjust the memory limit to use during Tracker item export. Depending on the volume of data, some large operations require more memory. Increasing it locally, per operation, allows to keep a lower memory limit globally. Keep in mind that memory usage is still limited to what is available on the server.</p> <p>👉 <i>for example: 256M</i></p>	None
Tracker item export time limit	<p>Temporarily adjust the time limit to use during Tracker item export. Depending on the volume of data, some requests may take longer. Increase the time limit locally to resolve the issue. Use reasonable values.</p> <p>👉 <i>for example: 30</i></p>	None
Tracker clear time limit	<p>Temporarily adjust the time limit to use during Tracker clear. Depending on the volume of data, some requests may take longer. Increase the time limit locally to resolve the issue. Use reasonable values.</p> <p>👉 <i>for example: 30</i></p>	None
Printing to PDF memory limit	<p>Temporarily adjust the memory limit to use during Printing to PDF. Depending on the volume of data, some large operations require more memory. Increasing it locally, per operation, allows to keep a lower memory limit globally. Keep in mind that memory usage is still limited to what is available on the server.</p> <p>👉 <i>for example: 256M</i></p>	None
Printing to PDF time limit	<p>Temporarily adjust the time limit to use during Printing to PDF. Depending on the volume of data, some requests may take longer. Increase the time limit locally to resolve the issue. Use reasonable values.</p> <p>👉 <i>for example: 30</i></p>	None
Search index rebuild memory limit	<p>Temporarily adjust the memory limit to use during Search index rebuild. Depending on the volume of data, some large operations require more memory. Increasing it locally, per operation, allows to keep a lower memory limit globally. Keep in mind that memory usage is still limited to what is available on the server.</p> <p>👉 <i>for example: 256M</i></p>	None



Option	Description	Default
Search index rebuild time limit	Temporarily adjust the time limit to use during Search index rebuild. Depending on the volume of data, some requests may take longer. Increase the time limit locally to resolve the issue. Use reasonable values.  <i>for example: 30</i>	None

The jQuery Sortable Tables feature must be activated for the sort feature to work.

Performance - Wiki

Option	Description	Default
Cache wiki pages (global)	Enable page cache globally for wiki pages.  <i>Wiki cache reduces server load but can cause some empty pages and other issues when using wiki plugins. Use only if necessary; it may be better to use an individual wiki cache for only the pages that require it.</i>  no cache 1 minute 5 minutes 10 minutes 15 minutes 30 minutes 1 hour 2 hours	2 hours
Individual wiki cache	Allow users to change the duration of the cache on a per-page basis.	Enabled
Page ranking reload probability	Calculation of page rankings is a resource-intensive task that cannot be performed at every page load. It will be calculated at random page loads based on a dice roll. This option indicates the number of faces on the dice. Larger numbers lead to reduced resource use, but less-accurate ranking.	1000
Last modified header	Allow to ensure that a wiki page has not changed since the previous caching. This option helps clients (browsers, crawlers) to use less bandwidth and improve crawling and indexing of wiki pages.	Disabled

The jQuery Sortable Tables feature must be activated for the sort feature to work.

Option	Description	Default
Cache wiki pages (global)	Enable page cache globally for wiki pages.  <i>Wiki cache reduces server load but can cause some empty pages and other issues when using wiki plugins. Use only if necessary; it may be better to use an individual wiki cache for only the pages that require it.</i>  no cache 1 minute 5 minutes 10 minutes 15 minutes 30 minutes 1 hour 2 hours	0
Individual wiki cache	Allow users to change the duration of the cache on a per-page basis.	Disabled

Option	Description	Default
Page ranking reload probability	Calculation of page rankings is a resource-intensive task that cannot be performed at every page load. It will be calculated at random page loads based on a dice roll. This option indicates the number of faces on the dice. Larger numbers lead to reduced resource use, but less-accurate ranking.	1000
Last modified header	Allow to ensure that a wiki page has not changed since the previous caching. This option helps clients (browsers, crawlers) to use less bandwidth and improve crawling and indexing of wiki pages.	Disabled

The jQuery Sortable Tables feature must be activated for the sort feature to work.

Option	Description	Default
Cache wiki pages (global)	<p>Enable page cache globally for wiki pages.</p> <p>⚠ <i>Wiki cache reduces server load but can cause some empty pages and other issues when using wiki plugins. Use only if necessary; it may be better to use an individual wiki cache for only the pages that require it.</i></p> <p>☰ no cache 1 minute 5 minutes 10 minutes 15 minutes 30 minutes 1 hour 2 hours</p>	0
Individual wiki cache	Allow users to change the duration of the cache on a per-page basis.	Disabled
Page ranking reload probability	Calculation of page rankings is a resource-intensive task that cannot be performed at every page load. It will be calculated at random page loads based on a dice roll. This option indicates the number of faces on the dice. Larger numbers lead to reduced resource use, but less-accurate ranking.	1000

The jQuery Sortable Tables feature must be activated for the sort feature to work.

Option	Description	Default
Cache wiki pages (global)	<p>Enable page cache globally for wiki pages.</p> <p>⚠ <i>Wiki cache reduces server load but can cause some empty pages and other issues when using wiki plugins. Use only if necessary; it may be better to use an individual wiki cache for only the pages that require it.</i></p> <p>☰ no cache 1 minute 5 minutes 10 minutes 15 minutes 30 minutes 1 hour 2 hours</p>	0
Individual wiki cache	Allow users to change the duration of the cache on a per-page basis.	Disabled

Option	Description	Default
Page ranking reload probability	Calculation of page rankings is a resource-intensive task that cannot be performed at every page load. It will be calculated at random page loads based on a dice roll. This option indicates the number of faces on the dice. Larger numbers lead to reduced resource use, but less-accurate ranking.	1000

The jQuery Sortable Tables feature must be activated for the sort feature to work.