




Tiki is progressively adding support for more media types via <https://packagist.org/packages/media-alchemyst/media-alchemyst>

Media Alchemyst is installable as one of the [packages](#). See also: [unoconv](#).

Option	Description	Default
<a href="#">File gallery</a>	Storage of files of various formats to display or download, etc. With check-in and check-out (lock) capability	Enabled
Home file gallery (main file gallery)	Select the default file gallery ≡ File Galleries   Branding Graphics   colorbox   Documentation temporarily in P   Drawings   Example EPSG:4326 geoJSON boun   Example EPSG:4326 geoJSON path   Example map object images   Example POI icons   exportet-structures-francais,c   Fonctionnalité Articles   Gérer les Utilisateurs   H5P Content   Images for plugin Diagram   Images for slideshows   Images for the Documentation p   Images...	Images for slideshows
Description	≡ Hide   Show as a column   Show in popup box   Both	Show in popup box
Storage	Specify if uploaded files should be stored in the database or file directory. ≡ Store in database   Store in directory	Store in database
Preserve filenames	Preserve original filename instead assigning a hash as name	Disabled
Path to the directory to store file gallery files	Specify a directory on this server, for example: /var/www/ It's recommended that this directory not be web-accessible. PHP must be able to read/write to the directory.	storage/fgal/
<a href="#">Podcast directory</a>	File system directory for storing podcast files 👉 <i>The server must be able to read/write the directory. Required for podcasts.</i>	files/
<a href="#">Rankings</a>	Users can view the “top” or “most” downloaded files.	Disabled
<a href="#">File gallery comments</a>	Users with permission may post threaded comments. The comments will appear at the bottom of the page.	Disabled
<a href="#">Display ZIP option in gallery</a>	Users can upload a .zip (archive file). Tiki will automatically un-zip the archive and add each file to the gallery..	Disabled
<a href="#">Allow download limit per file</a>		Disabled
<a href="#">Prevent download if score becomes negative</a>	If using Tiki Score system, users with a negative score cannot download files.	Disabled
<a href="#">Allow file duplicates</a>	Allow the same file to be uploaded more than once. ≡ Never   Yes, even in the same gallery   Only in different galleries	Yes, even in the same gallery
Use jQuery upload	Use the improved Tiki 15+ upload page	Enabled
<a href="#">Batch uploading</a>	Direct import of local files into a file gallery. This method can handle large files. The user can upload files via FTP to the target folder. It is highly recommended to use a file directory as the file gallery storage when using this feature.	Disabled
<a href="#">Path</a>	👉 <i>To enable and use directory batch loading, set up a web-readable directory (preferably outside the web space). Then upload files to that directory, such as with SCP, FTP, etc The server must be able to read the directory. The directory can be outside the web space.</i>	None

Option	Description	Default
Require file creator's name for anonymous uploads		Disabled
Automatic deletion of old files	The user will have an option when uploading a file to specify the time after which the file is deleted ⚠️ A cron job must be set up in order to delete the files.	Disabled
Deletion emails notification	Email addresses (comma-separated) to receive a copy of each deleted file	None
Keep the same fileId for the latest version of a file	If the checkbox is checked, the file ID of the latest version of a file stays the same. A link to the file will always link to the latest version. If not checked, each version of the file is assigned its own file ID, so a link to the file will be to a specific version of the file	Enabled
Store user files in a file gallery	👉 Use the file gallery admin and the individual file gallery settings to manage file storage preferences. ⚠️	Disabled
Use file galleries for wiki attachments	Wiki attachments will be stored in the file gallery. This is the preferred way to store attachments starting Tiki 26+.	Enabled
Save files as drafts	Allow saving of files as drafts	Disabled
File gallery configuration templates	⚠️	Disabled
Allow searching for existing files in the tracker files field	Search files using the search index.	Enabled
Set MIME type based on file suffix	Sets the MIME type of an image file according to the file suffix when it is incorrectly detected as application/octet-stream ⚠️	Disabled
Clean XML Always	Sanitize XML based files such as SVG for all users.	Enabled
Allow SVG file upload	Because SVG files may contain malicious code and compromise system security, specifically grant permission to upload SVG files..	Disabled
Upload files from remote source	Enable copying files to file galleries from a URL that will be polled for new revisions.	Disabled
Domains	Allowed domains 👉 One domain per line	None



Option	Description	Default
Remote source refresh frequency limit	Minimum number of seconds to elapse between remote source checks to prevent flooding the server with requests.  <i>Set to zero to disable refresh</i>	3600 seconds
Display controls to attempt a file refresh	Let users trigger a refresh attempt from the remote host.	Disabled
Validate uploaded file content	Do not trust user input and open the files to verify their content.	Enabled
Redirect to file gallery	If enabled, redirect all requests to images that were migrated from the image gallery to the corresponding file in the file gallery	Disabled
View or export office documents as PDF	If enabled allows to view documents without download or to export documents as PDF files	Disabled
Maximum width of file preview in pixels	The maximum value of width in pixels for the files preview in the popover.	250
Quota for all files and archives	The total size of files uploaded to all the file galleries or to a specific file gallery can be limited. The quota for a file gallery applies to that file gallery and all the file galleries under it. When the limit is reached, no more files can be uploaded. The user will see an explanatory error message. An email can be sent via the Mail notifications feature.)  <i>0 for unlimited</i>	0 megabytes
Quota for each file gallery	A different quota can be defined for each file gallery.	Disabled
Default quota for each new gallery	 <i>0 for unlimited</i>	0 megabytes
Must match	A regular expression that must be matched to accept the file example A-Za-z* (filename can only have a-z letters) For example, if you want to require that uploads must have a wordprocessing file extension, you could enter .*(odt sxw doc dot rtf wpt frm wpd txt ODT SXW DOC DOT RTF WPT FRM WPD TXT)	None
Cannot match	A regular expression that, if matched, causes the file to be rejected. For example, .gif rejects gif images. Note that the period must be escaped since a regular expression is being used. If you don't know anything about regular expressions just leave the fields blank and all the files will be accepted.	None
<a href="#">ffmpeg path</a>	Path to the location of the ffmpeg binary	/usr/bin/ffmpeg
<a href="#">ffprobe path</a>	Path to the location of the ffprobe binary	/usr/bin/ffprobe
unoconv path	Path to the location of the unoconv binary.	/usr/bin/unoconv
unoconv timeout	The maximum amount of time for unoconv to execute.	60 seconds

Option	Description	Default
unoconv port	unoconv running port.	2002
ghostscript path	Path to the location of the ghostscript binary.	/usr/bin/gs
Alchemy Image library	Select either Image Magick or GD Graphics Library. ☰ Imagemagick   GD	Imagemagick
Export diagram image on save	If enabled, diagrams will be cached in PNG format when saved or edited.	Enabled
Use locally CasperJS to export images	If enabled, diagrams can be exported using CasperJS.	Disabled
Use draw.io public services to export images	When exporting PDFs, if this setting is enabled, diagram images will be fetched using Drawio's services if not in cache. This basically works like a fallback.	Disabled
Draw.io service endpoint	Configure the draw.io service endpoint to export the diagram images.	https://convert.diagrams.ne...
Use diagram compression by default	if this setting is enabled, diagram will use compression by default.	Enabled
Use RecordRTC to screen record	if this setting is enabled, will use RecordRTC to record the screen activity. 🗸	Disabled

*The jQuery Sortable Tables feature must be activated for the sort feature to work.*

Option	Description	Default
File gallery	Storage of files of various formats to display or download, etc. With check-in and check-out (lock) capability	Enabled
Home file gallery (main file gallery)	Select the default file gallery ☰ File Galleries   Branding Graphics   colorbox   Documentation temporarily in P   Drawings   Example EPSG:4326 geoJSON boun   Example EPSG:4326 geoJSON path   Example map object images   Example POI icons   exportet-structures-francais,c   Fonctionnalité Articles   Gérer les Utilisateurs   H5P Content   Images for plugin Diagram   Images for slideshows   Images for the Documentation p   Images...	Images for slideshows
Description	☰ Hide   Show as a column   Show in popup box   Both	Show in popup box
Storage	Specify if uploaded files should be stored in the database or file directory. ☰ Store in database   Store in directory	Store in database
Preserve filenames	Preserve original filename instead assigning a hash as name	Disabled
Path to the directory to store file gallery files	Specify a directory on this server, for example: /var/www/ It's recommended that this directory not be web-accessible. PHP must be able to read/write to the directory.	storage/fgal/

Option	Description	Default
Podcast directory	File system directory for storing podcast files 👉 <i>The server must be able to read/write the directory. Required for podcasts.</i>	files/
Rankings	Users can view the “top” or “most” downloaded files.	Disabled
File gallery comments	Users with permission may post threaded comments. The comments will appear at the bottom of the page.	Disabled
Display ZIP option in gallery	Users can upload a .zip (archive file). Tiki will automatically un-zip the archive and add each file to the gallery..	Disabled
Allow download limit per file		Disabled
Prevent download if score becomes negative	If using Tiki Score system, users with a negative score cannot download files.	Disabled
Allow file duplicates	Allow the same file to be uploaded more than once. ☰ Never   Yes, even in the same gallery   Only in different galleries	Yes, even in the same gallery
Use jQuery upload	Use the improved Tiki 15+ upload page	Enabled
Batch uploading	Direct import of local files into a file gallery. This method can handle large files. The user can upload files via FTP to the target folder. It is highly recommended to use a file directory as the file gallery storage when using this feature.	Disabled
Path	👉 <i>To enable and use directory batch loading, set up a web-readable directory (preferably outside the web space). Then upload files to that directory, such as with SCP, FTP, etc The server must be able to read the directory. The directory can be outside the web space.</i>	None
Require file creator's name for anonymous uploads		Disabled
Automatic deletion of old files	The user will have an option when uploading a file to specify the time after which the file is deleted ⚠️ <i>A cron job must be set up in order to delete the files.</i>	Disabled
Deletion emails notification	Email addresses (comma-separated) to receive a copy of each deleted file	None
Keep the same fileId for the latest version of a file	If the checkbox is checked, the file ID of the latest version of a file stays the same. A link to the file will always link to the latest version. If not checked, each version of the file is assigned its own file ID, so a link to the file will be to a specific version of the file	Enabled
Store user files in a file gallery	👉 <i>Use the file gallery admin and the individual file gallery settings to manage file storage preferences.</i> 🗑️	Disabled

Option	Description	Default
<a href="#">Use file galleries for wiki attachments</a>	Wiki attachments will be stored in the file gallery. This is the preferred way to store attachments starting Tiki 26+.	Enabled
Save files as drafts	Allow saving of files as drafts	Disabled
File gallery configuration templates		Disabled
Allow searching for existing files in the tracker files field	Search files using the search index.	Enabled
<a href="#">Set MIME type based on file suffix</a>	Sets the MIME type of an image file according to the file suffix when it is incorrectly detected as application/octet-stream 	Disabled
<a href="#">Clean XML Always</a>	Sanitize XML based files such as SVG for all users.	Enabled
<a href="#">Allow SVG file upload</a>	Because SVG files may contain malicious code and compromise system security, specifically grant permission to upload SVG files..	Disabled
Upload files from remote source	Enable copying files to file galleries from a URL that will be polled for new revisions.	Disabled
Domains	Allowed domains  <i>One domain per line</i>	None
Remote source refresh frequency limit	Minimum number of seconds to elapse between remote source checks to prevent flooding the server with requests.  <i>Set to zero to disable refresh</i>	3600 seconds
Display controls to attempt a file refresh	Let users trigger a refresh attempt from the remote host.	Disabled
Validate uploaded file content	Do not trust user input and open the files to verify their content.	Enabled
Redirect to file gallery	If enabled, redirect all requests to images that were migrated from the image gallery to the corresponding file in the file gallery	Disabled
View or export office documents as PDF	If enabled allows to view documents without download or to export documents as PDF files	Disabled
Maximum width of file preview in pixels	The maximum value of width in pixels for the files preview in the popover.	250








Option	Description	Default
Quota for all files and archives	The total size of files uploaded to all the file galleries or to a specific file gallery can be limited. The quota for a file gallery applies to that file gallery and all the file galleries under it. When the limit is reached, no more files can be uploaded. The user will see an explanatory error message. An email can be sent via the Mail notifications feature.) 👉 0 for unlimited	0 megabytes
Quota for each file gallery	A different quota can be defined for each file gallery.	Disabled
Default quota for each new gallery	👉 0 for unlimited	0 megabytes
Must match	A regular expression that must be matched to accept the file example A-Za-z* (filename can only have a-z letters) For example, if you want to require that uploads must have a wordprocessing file extension, you could enter .*(odt sxw doc dot rtf wpt frm wpd txt ODT SXW DOC DOT RTF WPT FRM WPD TXT)	None
Cannot match	A regular expression that, if matched, causes the file to be rejected. For example, .gif rejects gif images. Note that the period must be escaped since a regular expression is being used. If you don't know anything about regular expressions just leave the fields blank and all the files will be accepted.	None
ffmpeg path	Path to the location of the ffmpeg binary	/usr/bin/ffmpeg
ffprobe path	Path to the location of the ffprobe binary	/usr/bin/ffprobe
unoconv path	Path to the location of the unoconv binary.	/usr/bin/unoconv
unoconv timeout	The maximum amount of time for unoconv to execute.	60 seconds
unoconv port	unoconv running port.	2002
ghostscript path	Path to the location of the ghostscript binary.	/usr/bin/gs
Alchemy Image library	Select either Image Magick or GD Graphics Library. ☰ Imagemagick   GD	Imagemagick
Export diagram image on save	If enabled, diagrams will be cached in PNG format when saved or edited.	Enabled
Use locally CasperJS to export images	If enabled, diagrams can be exported using CasperJS.	Disabled
Use draw.io public services to export images	When exporting PDFs, if this setting is enabled, diagram images will be fetched using Drawio's services if not in cache. This basically works like a fallback.	Disabled
Draw.io service endpoint	Configure the draw.io service endpoint to export the diagram images.	https://convert.diagrams.ne...

Option	Description	Default
Use diagram compression by default	if this setting is enabled, diagram will use compression by default.	Enabled
Use RecordRTC to screen record	if this setting is enabled, will use RecordRTC to record the screen activity. 🗣️	Disabled

*The jQuery Sortable Tables feature must be activated for the sort feature to work.*

Option	Description	Default
<a href="#">File gallery</a>	Storage of files of various formats to display or download, etc. With check-in and check-out (lock) capability	Enabled
Home file gallery (main file gallery)	Select the default file gallery ☰ No file gallery available (create one first)	1
Description	☰ Hide   Show as a column   Show in popup box   Both	Show in popup box
Storage	Specify if uploaded files should be stored in the database or file directory. ☰ Store in database   Store in directory	Store in database
Preserve filenames	Preserve original filename instead assigning a hash as name	Disabled
Path to the directory to store file gallery files	Specify a directory on this server, for example: /var/www/ It's recommended that this directory not be web-accessible. PHP must be able to read/write to the directory.	storage/fgal/
<a href="#">Podcast directory</a>	File system directory for storing podcast files 👉 <i>The server must be able to read/write the directory. Required for podcasts.</i>	files/
<a href="#">Rankings</a>	Users can view the “top” or “most” downloaded files.	Disabled
<a href="#">File gallery comments</a>	Users with permission may post threaded comments. The comments will appear at the bottom of the page.	Disabled
<a href="#">Display ZIP option in gallery</a>	Users can upload a .zip (archive file). Tiki will automatically un-zip the archive and add each file to the gallery..	Disabled
<a href="#">Allow download limit per file</a>		Disabled
<a href="#">Prevent download if score becomes negative</a>	If using Tiki Score system, users with a negative score cannot download files.	Disabled
<a href="#">Allow file duplicates</a>	Allow the same file to be uploaded more than once. ☰ Never   Yes, even in the same gallery   Only in different galleries	Yes, even in the same gallery
Use jQuery upload	Use the improved Tiki 15+ upload page	Enabled
<a href="#">Batch uploading</a>	Direct import of local files into a file gallery. This method can handle large files. The user can upload files via FTP to the target folder. It is highly recommended to use a file directory as the file gallery storage when using this feature.	Disabled



Option	Description	Default
Path	 To enable and use directory batch loading, set up a web-readable directory (preferably outside the web space). Then upload files to that directory, such as with SCP, FTP, etc The server must be able to read the directory. The directory can be outside the web space.	None
Require file creator's name for anonymous uploads		Disabled
Automatic deletion of old files	The user will have an option when uploading a file to specify the time after which the file is deleted  A cron job must be set up in order to delete the files.	Disabled
Deletion emails notification	Email addresses (comma-separated) to receive a copy of each deleted file	None
Keep the same fileID for the latest version of a file	If the checkbox is checked, the file ID of the latest version of a file stays the same. A link to the file will always link to the latest version. If not checked, each version of the file is assigned its own file ID, so a link to the file will be to a specific version of the file	Enabled
Store user files in a file gallery	 Use the file gallery admin and the individual file gallery settings to manage file storage preferences. 	Disabled
Use file galleries for wiki attachments	Wiki attachments will be stored in the file gallery. 	Disabled
Save files as drafts	Allow saving of files as drafts	Disabled
File gallery configuration templates		Disabled
Allow searching for existing files in the tracker files field	Search files using the search index.	Enabled
Set MIME type based on file suffix	Sets the MIME type of an image file according to the file suffix when it is incorrectly detected as application/octet-stream 	Disabled
Clean XML Always	Sanitize XML based files such as SVG for all users.	Enabled
Allow SVG file upload	Because SVG files may contain malicious code and compromise system security, specifically grant permission to upload SVG files..	Disabled
Upload files from remote source	Enable copying files to file galleries from a URL that will be polled for new revisions.	Disabled





Option	Description	Default
Remote source refresh frequency limit	Minimum number of seconds to elapse between remote source checks to prevent flooding the server with requests. 👉 <i>Set to zero to disable refresh</i>	3600 seconds
Display controls to attempt a file refresh	Let users trigger a refresh attempt from the remote host.	Disabled
Validate uploaded file content	Do not trust user input and open the files to verify their content.	Enabled
Redirect to file gallery	If enabled, redirect all requests to images that were migrated from the image gallery to the corresponding file in the file gallery	Disabled
View or export office documents as PDF	If enabled allows to view documents without download or to export documents as PDF files	Disabled
Maximum width of file preview in pixels	The maximum value of width in pixels for the files preview in the popover.	250
Quota for all files and archives	The total size of files uploaded to all the file galleries or to a specific file gallery can be limited. The quota for a file gallery applies to that file gallery and all the file galleries under it. When the limit is reached, no more files can be uploaded. The user will see an explanatory error message. An email can be sent via the Mail notifications feature.) 👉 <i>0 for unlimited</i>	0 megabytes
Quota for each file gallery	A different quota can be defined for each file gallery.	Disabled
Default quota for each new gallery	👉 <i>0 for unlimited</i>	0 megabytes
Must match	A regular expression that must be matched to accept the file example A-Za-z* (filename can only have a-z letters) For example, if you want to require that uploads must have a wordprocessing file extension, you could enter .*(odt sxw doc dot rtf wpt frm wpd txt ODT SXW DOC DOT RTF WPT FRM WPD TXT)	None
Cannot match	A regular expression that, if matched, causes the file to be rejected. For example, .gif rejects gif images. Note that the period must be escaped since a regular expression is being used. If you don't know anything about regular expressions just leave the fields blank and all the files will be accepted.	None
<a href="#">ffmpeg path</a>	Path to the location of the ffmpeg binary	/usr/bin/ffmpeg
<a href="#">ffprobe path</a>	Path to the location of the ffprobe binary	/usr/bin/ffprobe
unoconv path	Path to the location of the unoconv binary.	/usr/bin/unoconv
unoconv timeout	The maximum amount of time for unoconv to execute.	60 seconds


Option	Description	Default
unoconv port	unoconv running port.	2002
ghostscript path	Path to the location of the ghostscript binary.	/usr/bin/gs
Alchemy Image library	Select either Image Magick or GD Graphics Library. ☰ Imagemagick (Extension not loaded)   GD	Imagemagick (Extension not ...
Export diagram image on save	If enabled, diagrams will be cached in PNG format when saved or edited.	Enabled
Use locally CasperJS to export images	If enabled, diagrams can be exported using CasperJS.	Disabled
Use draw.io public services to export images	When exporting PDFs, if this setting is enabled, diagram images will be fetched using Drawio's services if not in cache. This basically works like a fallback.	Disabled
Draw.io service endpoint	Configure the draw.io service endpoint to export the diagram images.	https://convert.diagrams.ne...
Use diagram compression by default	if this setting is enabled, diagram will use compression by default.	Enabled
Use RecordRTC to screen record	if this setting is enabled, will use RecordRTC to record the screen activity. 🗿	Disabled

*The jQuery Sortable Tables feature must be activated for the sort feature to work.*

Option	Description	Default
<a href="#">File gallery</a>	Storage of files of various formats to display or download, etc. With check-in and check-out (lock) capability	Enabled
Home file gallery (main file gallery)	Select the default file gallery ☰ No file gallery available (create one first)	1
Description	☰ Hide   Show as a column   Show in popup box   Both	Show in popup box
Storage	Specify if uploaded files should be stored in the database or file directory. ☰ Store in database   Store in directory	Store in database
Path to the directory to store file gallery files	Specify a directory on this server, for example: /var/www/ It's recommended that this directory not be web-accessible. PHP must be able to read/write to the directory.	storage/fgal/
<a href="#">Podcast directory</a>	File system directory for storing podcast files 👉 <i>The server must be able to read/write the directory. Required for podcasts.</i>	files/
<a href="#">Rankings</a>	Users can view the “top” or “most” downloaded files.	Disabled

Option	Description	Default
File gallery comments	Users with permission may post threaded comments. The comments will appear at the bottom of the page.	Disabled
Display ZIP option in gallery	Users can upload a .zip (archive file). Tiki will automatically un-zip the archive and add each file to the gallery..	Disabled
Allow download limit per file		Disabled
Prevent download if score becomes negative	If using Tiki Score system, users with a negative score cannot download files.	Disabled
Allow file duplicates	Allow the same file to be uploaded more than once. ⚙ Never   Yes, even in the same gallery   Only in different galleries	Yes, even in the same gallery
Use jQuery upload	Use the improved Tiki 15+ upload page	Enabled
Batch uploading	Direct import of local files into a file gallery. This method can handle large files. The user can upload files via FTP to the target folder. It is highly recommended to use a file directory as the file gallery storage when using this feature.	Disabled
Path	👉 <i>To enable and use directory batch loading, set up a web-readable directory (preferably outside the web space). Then upload files to that directory, such as with SCP, FTP, etc The server must be able to read the directory. The directory can be outside the web space.</i>	None
Require file creator's name for anonymous uploads		Disabled
Automatic deletion of old files	The user will have an option when uploading a file to specify the time after which the file is deleted ⚠ <i>A cron job must be set up in order to delete the files.</i>	Disabled
Deletion emails notification	Email addresses (comma-separated) to receive a copy of each deleted file	None
Keep the same fileId for the latest version of a file	If the checkbox is checked, the file ID of the latest version of a file stays the same. A link to the file will always link to the latest version. If not checked, each version of the file is assigned its own file ID, so a link to the file will be to a specific version of the file	Enabled
Store user files in a file gallery	👉 <i>Use the file gallery admin and the individual file gallery settings to manage file storage preferences.</i> 🛡	Disabled
Use file galleries for wiki attachments	Wiki attachments will be stored in the file gallery. 🛡	Disabled
Save files as drafts	Allow saving of files as drafts	Disabled

Option	Description	Default
File gallery configuration templates		Disabled
Allow searching for existing files in the tracker files field	Search files using the search index.	Enabled
<a href="#">Set MIME type based on file suffix</a>	Sets the MIME type of an image file according to the file suffix when it is incorrectly detected as application/octet-stream 	Disabled
<a href="#">Clean XML Always</a>	Sanitize XML based files such as SVG for all users.	Enabled
<a href="#">Allow SVG file upload</a>	Because SVG files may contain malicious code and compromise system security, specifically grant permission to upload SVG files..	Disabled
Upload files from remote source	Enable copying files to file galleries from a URL that will be polled for new revisions.	Disabled
Domains	Allowed domains  <i>One domain per line</i>	None
Remote source refresh frequency limit	Minimum number of seconds to elapse between remote source checks to prevent flooding the server with requests.  <i>Set to zero to disable refresh</i>	3600 seconds
Display controls to attempt a file refresh	Let users trigger a refresh attempt from the remote host.	Disabled
Validate uploaded file content	Do not trust user input and open the files to verify their content.	Enabled
Redirect to file gallery	If enabled, redirect all requests to images that were migrated from the image gallery to the corresponding file in the file gallery	Disabled
View or export office documents as PDF	If enabled allows to view documents without download or to export documents as PDF files	Disabled
Maximum width of file preview in pixels	The maximum value of width in pixels for the files preview in the popover.	250
Quota for all files and archives	The total size of files uploaded to all the file galleries or to a specific file gallery can be limited. The quota for a file gallery applies to that file gallery and all the file galleries under it. When the limit is reached, no more files can be uploaded. The user will see an explanatory error message. An email can be sent via the Mail notifications feature.)  <i>0 for unlimited</i>	0 megabytes

Option	Description	Default
Quota for each file gallery	A different quota can be defined for each file gallery.	Disabled
Default quota for each new gallery	 0 for unlimited	0 megabytes
Must match	A regular expression that must be matched to accept the file example A-Za-z* (filename can only have a-z letters) For example, if you want to require that uploads must have a wordprocessing file extension, you could enter <code>.*(odt sxw doc dot rtf wpt frm wpd txt ODT SXW DOC DOT RTF WPT FRM WPD TXT)</code>	None
Cannot match	A regular expression that, if matched, causes the file to be rejected. For example, <code>.gif</code> rejects gif images. Note that the period must be escaped since a regular expression is being used. If you don't know anything about regular expressions just leave the fields blank and all the files will be accepted.	None
<a href="#">ffmpeg path</a>	Path to the location of the ffmpeg binary	/usr/bin/ffmpeg
<a href="#">ffprobe path</a>	Path to the location of the ffprobe binary	/usr/bin/ffprobe
unoconv path	Path to the location of the unoconv binary.	/usr/bin/unoconv
unoconv timeout	The maximum amount of time for unoconv to execute.	60 seconds
unoconv port	unoconv running port.	2002
ghostscript path	Path to the location of the ghostscript binary.	/usr/bin/gs
Alchemy Image library	Select either Image Magick or GD Graphics Library.  Imagemagick (Extension not loaded)   GD	Imagemagick (Extension not ...)
Export diagram image on save	If enabled, diagrams will be cached in PNG format when saved or edited.	Enabled
Use locally CasperJS to export images	If enabled, diagrams can be exported using CasperJS.	Disabled
Use draw.io public services to export images	When exporting PDFs, if this setting is enabled, diagram images will be fetched using Drawio's services if not in cache. This basically works like a fallback.	Disabled
Draw.io service endpoint	Configure the draw.io service endpoint to export the diagram images.	https://convert.diagrams.ne...

*The jQuery Sortable Tables feature must be activated for the sort feature to work.*

## Setup process

### Ubuntu

```
sudo add-apt-repository ppa:libreoffice/libreoffice-4-2 sudo apt install libreoffice sudo apt-get install  
ffmpeg sudo apt-get install unoconv sudo apt-get install ghostscript sudo apt-get install php-imagick  
sudo apt-get install imagemagick
```

See also [Ubuntu Install](#)

The location of the path settings if needed

Admin > File Galleries > General Settings

Settings for Media Alchemyst (with default):

```
ffmpeg path - /usr/bin/ffmpeg ffprobe path - /usr/bin/ffprobe unoconv path - /usr/bin/unoconv ghostscript  
path - /usr/bin/gs Alchemy Image library - ImageMagick
```

Document to Image issues

The Imagemagick security policy prevents PDF to image conversion.

In `/etc/ImageMagick-7/policy.xml` file, just before add the following line.

---

```
<policy domain="coder" rights="read | write" pattern="PDF" />
```